



# Crestwood Traffic Shortcutting Pilot Project

## *About the project*

Traffic shortcutting is an issue in communities, with residents expressing concerns about safety and their quality of life. City Council has heard these concerns, and in response, has asked Transportation Services to explore a streamlined process to address localized and emerging traffic shortcutting and speeding issues.

### *What does this mean for your neighbourhood?*

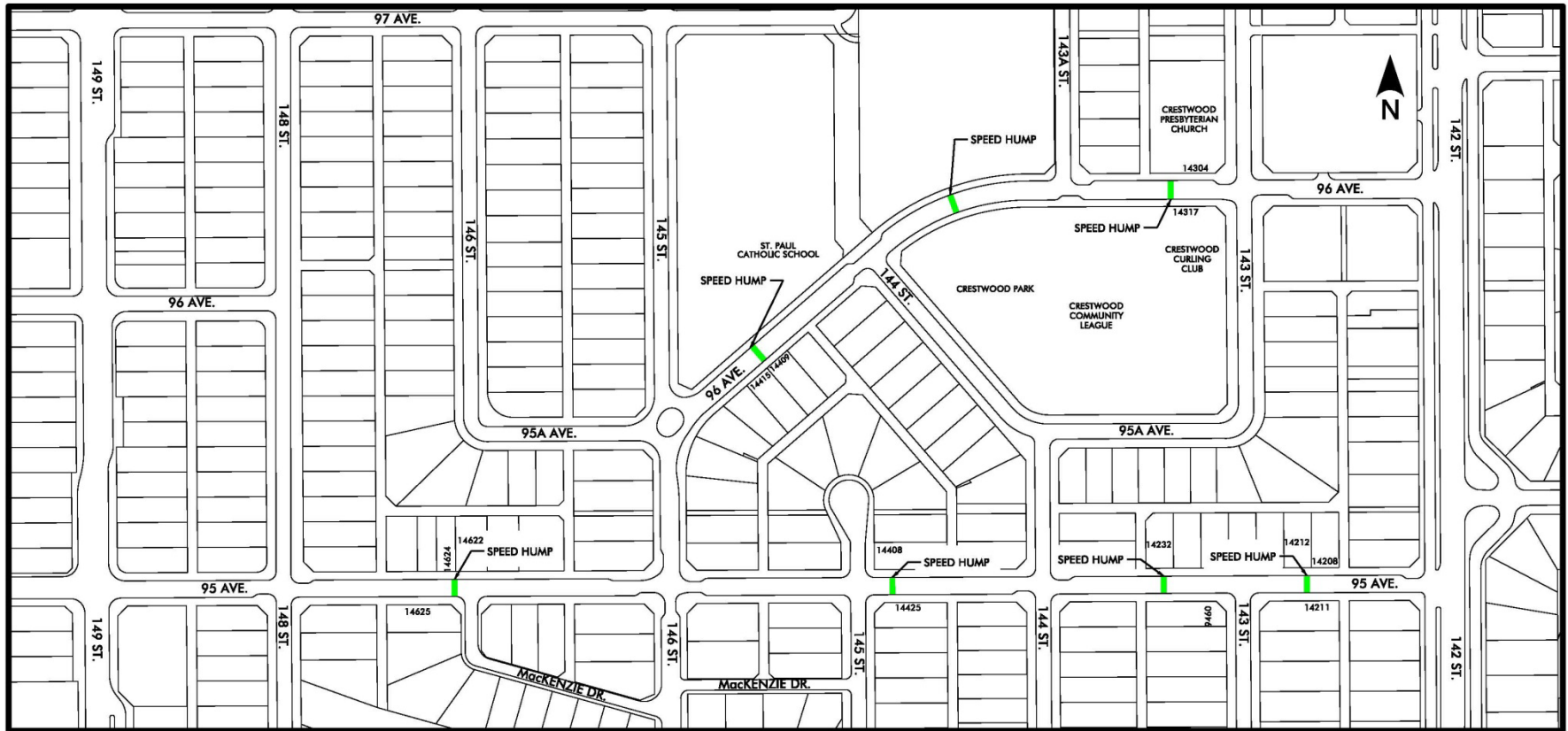
Your neighbourhood is one of four communities chosen for the pilot project based on resident concerns regarding traffic volume and speeding. In September 2015, speed humps were installed in the Crestwood neighbourhood to discourage shortcutting along 95 Avenue and 96 Avenue.

### *What is the next step?*

The Traffic Shortcutting Pilot Project is focused on evaluating the public involvement process along with the traffic calming measures. Your feedback will be gathered and included in the report back to City Council's Transportation Committee on March 23<sup>rd</sup>.

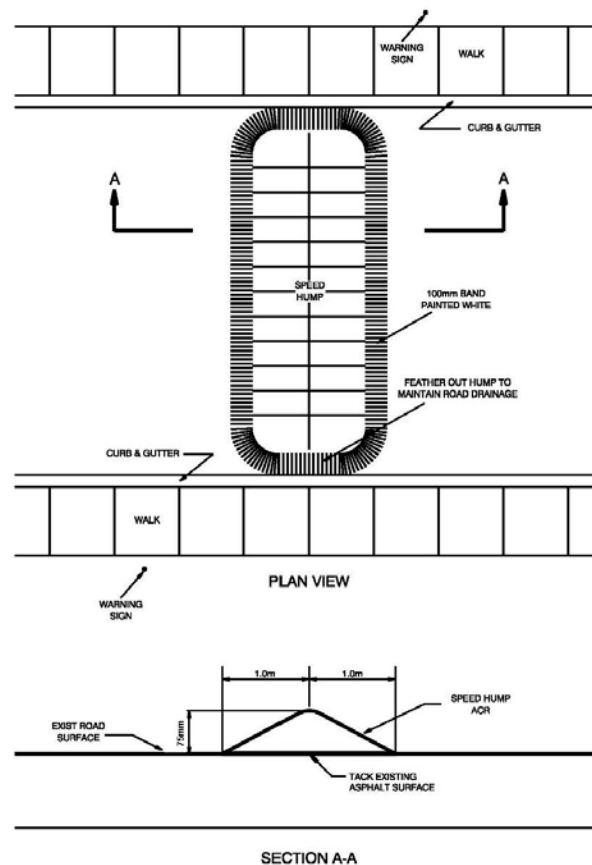
# Crestwood Traffic Shortcutting Pilot Project

## Traffic Calming Measures



# Crestwood Traffic Shortcutting Pilot Project

## Speed Hump Design



# Crestwood Traffic Shortcutting Pilot Project

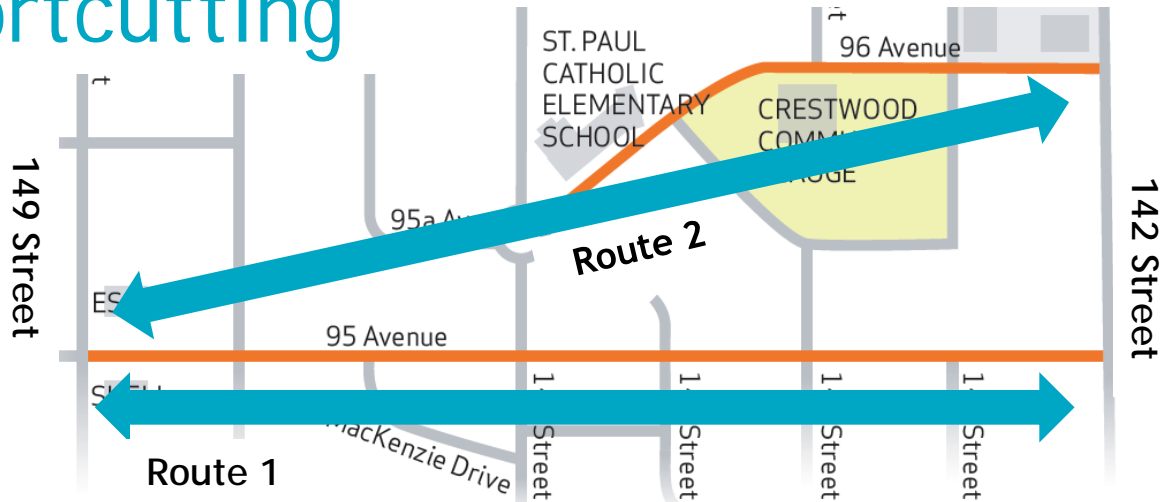
## Traffic Volumes



Location	Daily Volume		Reduction
	Before	After	
#1 95 Avenue, West of MacKenzie Drive	4,525	3,880	14%
#2 95 Avenue, West of 144 Street	2,595	2,245	13%
#3 96 Avenue, West of 144 Street	2,065	1,980	No change
#4 96 Avenue, West of 143 Street	2,300	2,140	No change

# Crestwood Traffic Shortcutting Pilot Project

## Traffic Shortcutting



### Percentage Shortcutting

### Number of vehicles shortcutting in two hours

		Before	After	Before	After
Route 1	7AM – 9AM	17%	15%	113	83
	4PM – 6PM	34%	31%	262	199
Route 2	7AM – 9AM	25%	22%	156	118
	4PM – 6PM	16%	20%	90	111

# Crestwood Traffic Shortcutting Pilot Project

## Vehicle Speeds



### Why is speed important?

When a pedestrian is struck at 30 km/h an adult has a 95% chance of survival.

At 60 km/h the chance of survival is 10%.



# Crestwood Traffic Shortcutting Pilot Project

## Vehicle Speeds

Location	Speed Limit (km/h)	Average Speed (km/h)	
		Before	After
#1 95 Avenue, West of MacKenzie Drive	50	47	30
#2 95 Avenue, West of 144 Street	50	46	32
#3 96 Avenue, across from St. Paul			
Outside School Hours	50	45	37
During School Hours	30	39	32
#4 96 Avenue, across from Community League			
Outside School Hours	50	43	40
During School Hours	30	37	32



# Crestwood Traffic Shortcutting Pilot Project

## Public Involvement Process

- Pre-meetings with the concerned citizens and Community League representatives
- Pre-meetings with Ward Councillor
- Notification Flyer to neighbourhood residents
- Roadside signs prior to traffic calming measures
- Traffic Shortcutting Pilot Project Website
- Neighbourhood Phone Survey
- Post-meetings with the concerned citizens and Community League





# Crestwood Traffic Shortcutting Pilot Project

## What We Heard

- 80 inquiries were received through email and phone calls
- Common Themes Included:
  - Traffic will shift to adjacent routes
  - Speed humps are too high
  - Motorists are accelerating quickly between speed humps
  - There was no problem prior to speed hump installation
  - There are other measures which would have been more effective than speed humps
  - Lack of adequate public consultation
  - Speed humps enhance driver awareness of the posted speed limits



# Crestwood Traffic Shortcutting Pilot Project

## Phone Survey Results

- 143 Crestwood residents were surveyed from January 15 to 21, 2016
- The Public Engagement Process
  - Approximately 75% of the respondents were aware of the community traffic management process in Crestwood
  - Almost 65% of the respondents felt they had enough information to clearly understand the pilot project
  - Approximately 40% of the respondents felt the project included opportunities to provide input into decisions
- The Traffic Management Measures
  - Approximately 40% of respondents were satisfied with the peak hour traffic volumes and traffic safety along 95 Avenue and 96 Avenue prior to the speed hump installations
  - Approximately 45% of respondents are comfortable with the speed humps along 95 Avenue and 96 Avenue
  - Since the installation of the speed humps along 95 Avenue:
    - Approximately 30% of respondents feel the traffic volume decreased
    - Almost 40% of respondents feel the traffic safety improved
  - Since the installation of the speed humps along 96 Avenue:
    - Approximately 25% of respondents feel the traffic volume decreased
    - Approximately 35% of respondents feel the traffic safety improved



# Crestwood Traffic Shortcutting Pilot Project

## Next Steps

- The Traffic Shortcutting Pilot Project is focused on evaluating the public involvement process along with the traffic calming measures
- Your feedback will be gathered and included in a report to the Transportation Committee on March 23<sup>rd</sup>. For more information, please visit:  
[www.edmonton.ca/trafficshortcuttingpilot](http://www.edmonton.ca/trafficshortcuttingpilot)
- The results of the pilot project will provide input into the development of a City Policy for Traffic Management