



Tap to Pay

Arc Tap to Pay allows transit riders across the Edmonton region (Edmonton, Beaumont, Fort Saskatchewan, Spruce Grove, St. Albert, Strathcona County and soon Leduc) to pay for transit by directly tapping a physical or digital credit or debit card on an Arc validator.

You can still use your Arc card if you prefer.

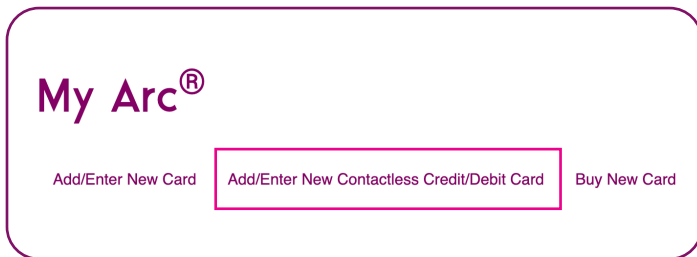
How to get a reduced fare cap (youth, senior or low-income) with your credit or debit card

A lower fare cap is called a **fare concession**. If you want to use your credit or debit card to pay for transit, you need to apply the fare concession to your payment card in your account at myArc.ca.

Here's how:

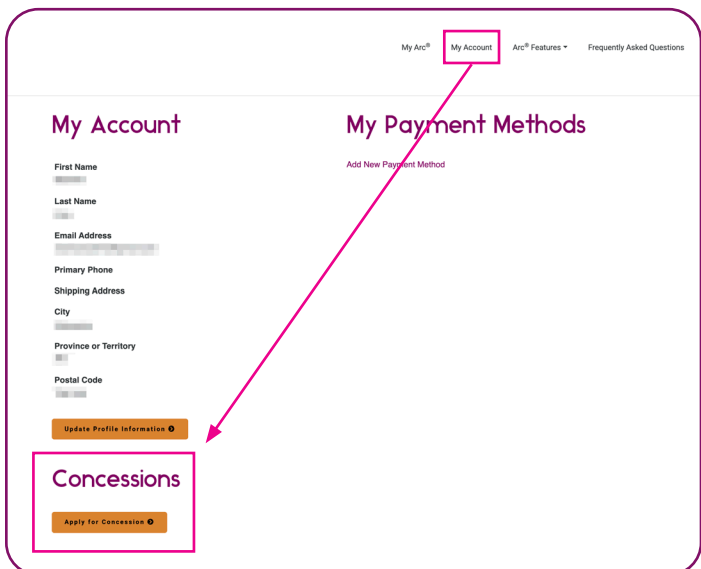


1. First, use your **physical** credit or debit card at least once to pay for transit. Tap it on a fare validator when you board the bus or enter an LRT station.



2. Log in to myArc.ca and click "Account Login" on the heading bar.
 - a. Enter your account information to get to the MyArc menu
 - b. Click Add/Enter New Contactless Credit/Debit Card.

3. When prompted, enter a Card Nickname (such as "My Credit Card") for the debit/credit card, enter the full card number, and click "Submit."
4. Now you can apply the concession to your payment card. Click "My Account" at the top of the page, then click the orange "Apply for Concessions" button. Then click the card you want to apply the concession to.



5. Select the fare profile/concession which applies to you.


Manage My Cards

Test Card [change card nickname]



Apply for Concession

Account Number:



Balance: \$4.00 [reload]

Status: Active

Auto-Reload: Inactive [edit]

Report Lost or Stolen Card

You will receive an email from the Arc Call Centre confirming your application for the youth, senior or low-income concession is complete.

Remember to confirm you've added your concession correctly by logging in to your myArc account and ensuring it's linked to your preferred payment method.

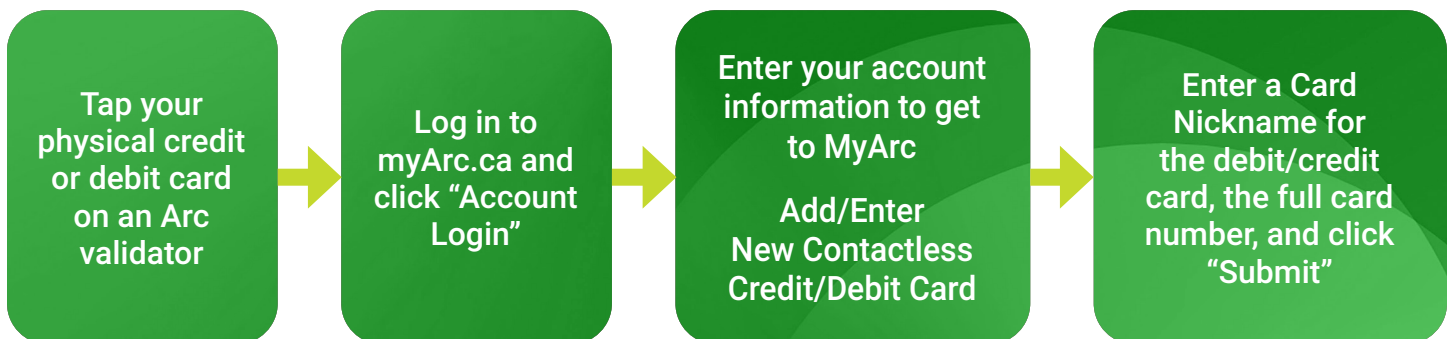
If you have additional questions related to your concession, please contact the Arc Call Centre at **1-888-302-0001**.

6. Review the concession name and the debit or credit card number, fill in the required information and click "Submit."

Tap to Pay Journey

Here's what your journey will look like as you apply your fare concession to your credit or debit card.

First, you have to associate the payment card to your account by following these steps:



Second, apply the concession to your payment card:

