

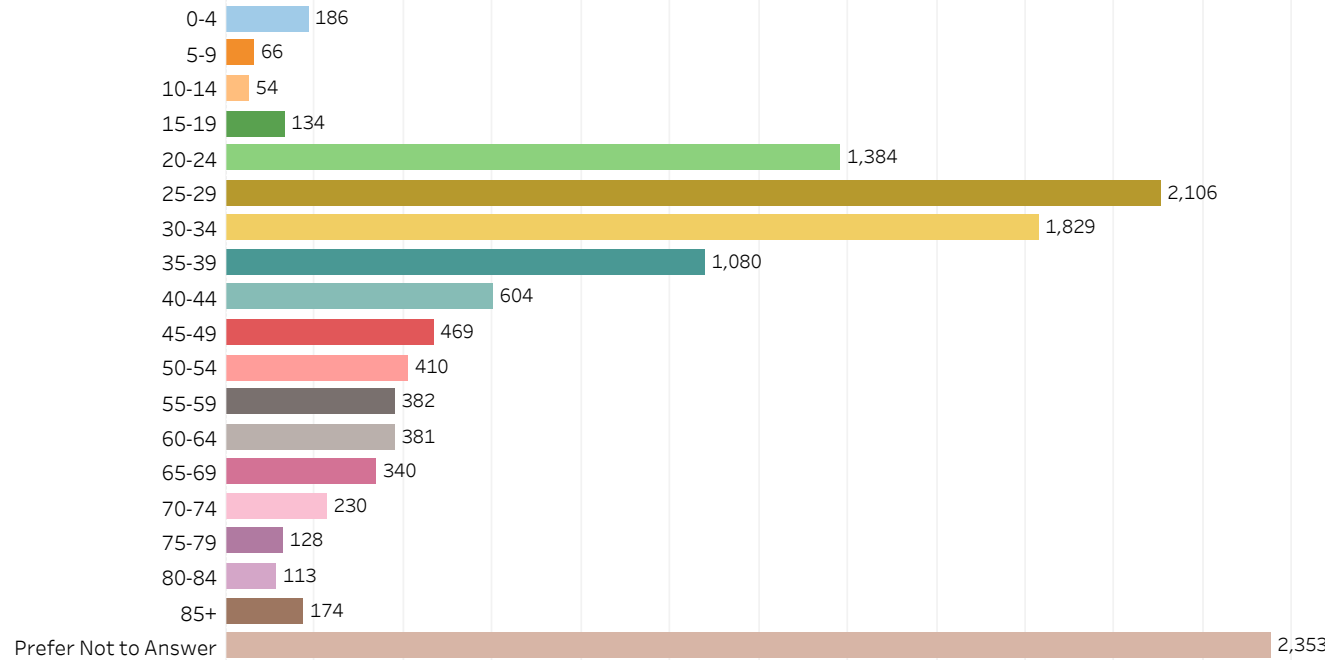
2019 Edmonton Municipal Census (Neighbourhood)

(Note: As per City of Edmonton Census Policy C520C, neighbourhoods with a population of less than 50 residents are reported as zero.)

Neighbourhood:

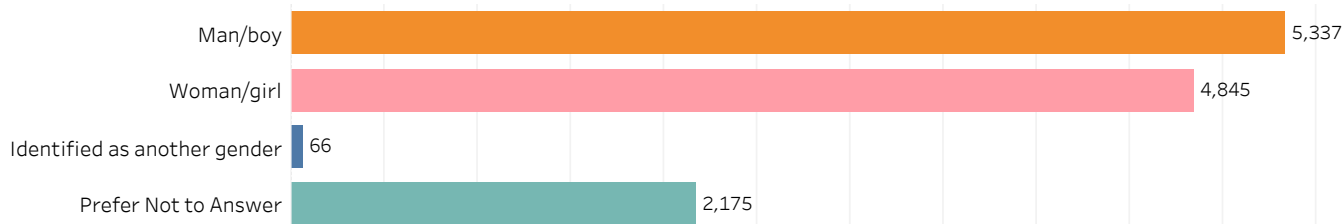
DOWNTOWN

1. Population by Age Range




0-4	186
5-9	66
10-14	54
15-19	134
20-24	1,384
25-29	2,106
30-34	1,829
35-39	1,080
40-44	604
45-49	469
50-54	410
55-59	382
60-64	381
65-69	340
70-74	230
75-79	128
80-84	113
85+	174
Prefer Not to Answer	2,353
Total	12,423

2. Population by Gender



Man/boy	5,337
Woman/girl	4,845
Identified as another gender	66
Prefer Not to Answer	2,175
Total	12,423

3. Dwelling Unit Status



Occupied	9,177
Unoccupied	1,018
Refuses to Answer	170
Total	10,365