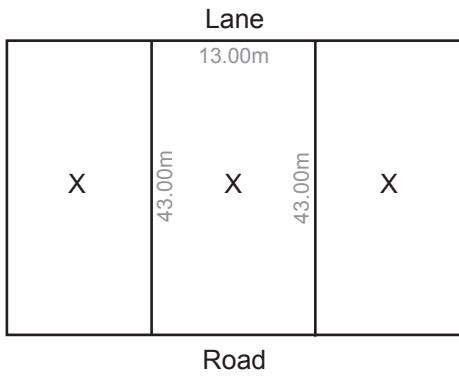


Sample Site Plan



Lot Area: XXX.XXm²
 House Area: XXX.XXm²
 House Coverage: XX.XX%
 Garage Area: XX.XXm²
 Garage Coverage: XX.XX%
 Total Site Coverage: XX.XX%

Zoning: Zone Type

House type: 2-storey
 Finished floor: XX.XX
 Bottom of footing: XX.XX
 Finished grade at
 front step: XX.XX
 back of house: XX.XX


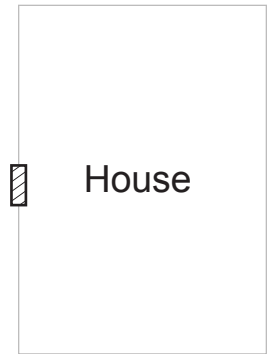
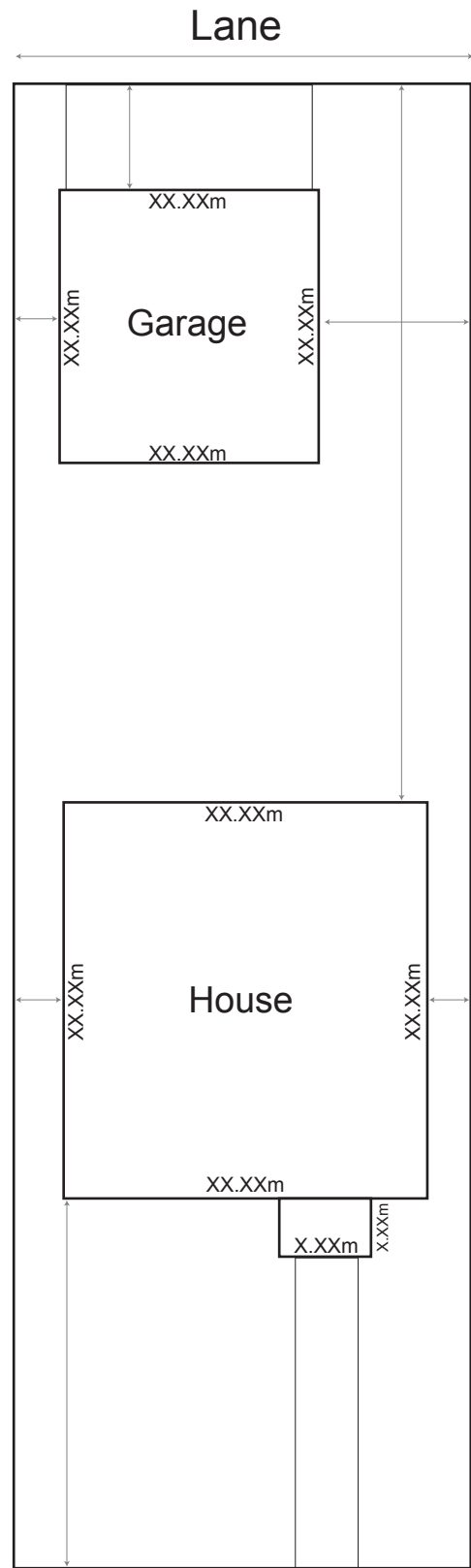
 Location of window on neighbouring house

Diagram is shown for illustrative purposes only. Other plan requirements as indicated on City of Edmonton application forms are still required.



Road

Municipal Address

12345 - 678 Street NW

Legal Address

Lot: X Block: 00 Plan: 0000

Date: Month Day, Year

Scale: 1: XXX

