



THE WAY WE LIVE

TRANSFORMING | **EDMONTON**

BRINGING OUR CITY VISION TO LIFE

ISL Engineering and Land Services

Buena Vista/Sir Wilfrid Laurier Park Master Plan

Concept Review Summary Report

Becky Machnee/Jan Bloomfield
8/20/2012

Table of Contents

BACKGROUND.....	5
WHAT WE HEARD.....	6
Question 1: To what extent do you support paving the shared use path (SUP) extension from Laurier Park to the Hawrelak pedestrian bridge?	7
Question 2: Please explain what you particularly like or dislike about extending asphalt surface along the shared use path.....	7
Question 3: To what extent do you support increasing parking stalls along 132 St. (29 additional stalls)? (modification of existing parallel parking to right angle stalls and adding parallel parking along 132 St.)..	8
Question 4: Please explain what you particularly like or dislike about increasing parking along 132 St.	8
Question 5: To what extent do you support doubling the size of the boat launch?	9
Question 6: To what extent do you support expansion of the boat trailer parking?	10
Question 7: Please explain what you particularly like or dislike about expanding boat trailer parking and doubling the size of the boat launch.	10
Question 8: To what extent do you support the improvements at the park entrance?	11
Question 10: To what extent do you support the improvements and roundabout entrance?	12
Question 12: To what extent do you support hardening looping pathways through Buena Vista?	13
Question 13: Please explain what you particularly like or dislike about the hardened surface for looping pathways.....	13
Question 14: To what extent do you support additional and renovated washroom facilities and their identified locations?.....	14
Question 15: Please explain what you particularly like or dislike about the additional washroom facilities.	14
Question 16: Which concept do you most support?	15
Question 17: Please explain what you particularly like about your preferred concept.	15
Question 18: To what extent do you support improvements to the intersections between the shared use path and off leash pathways (i.e. dog legs and rumble strips?	16
Question 19: Please explain what you like or dislike about the addition of dog legs and rumble strips...	16
Question 20: To what extent do you support the formalization and expansion of the north end of the off leash area?	17
Question 21: To what extent do you support the Concept 1 off leash boundary adjustment?.....	18
Question 22: To what extent do you support the Concept 2 off leash boundary adjustment?.....	19

Question 23: To what extent do you support the Concept 3 off leash boundary adjustment?..... 20

Question 24: Please explain what you like about your preferred concept. 20

Question 25: To what extent do you support the shared use path alignment in Concept 1? 21

Question 26: Please explain what you particularly like or dislike about the use of fencing between the pathway and off leash area..... 22

Question 27: To what extent do you support parking lot expansion identified in Concept 1?..... 22

Question 28: Please explain what you like or dislike about the parking lot expansion identified in Concept 1. 23

Question 29: Concept 1 Additional Comments: Please provide any additional comments you may have regarding what you like or dislike about the options identified in Concept 1. 23

Question 30: To what extent do you support this shared use path realignment (used in both Concepts 2 and 3)? 24

Question 31: Please explain what you particularly like or dislike about this pathway option. 24

Question 32: To what extent do you support the fenced off leash area (barrier free and training area)?25

Question 33: Please explain what you particularly like or dislike about the fenced off leash area (barrier free and training area). 25

Question 34: To what extent do you support this option for increasing parking?..... 26

Question 35: Please explain what you particularly like or dislike about this parking option. 26

Question 36: To what extent do you support Concept 2's boat launch viewpoint area? 27

Question 37: To what extent do you support the addition of a dock that provides water access to the boat launch viewpoint area? 28

Question 38: Please explain what you particularly like or dislike about this boat launch viewpoint area.28

Question 39: To what extent do you support improvements to event areas? 29

Question 40: Please explain what you particularly like or dislike about providing two separate event areas..... 29

Question 41: Concept 2 additional comments: Please provide any additional comments you may have regarding what you like or dislike about the options identified in Concept 2. 30

Question 42: To what extent do you support opening access to the roadway north of the existing off leash parking lot and the addition of 40 additional parking stalls?..... 30

Question 43: Please explain what you like or dislike about the parking option..... 31

Question 44: To what extent do you support expansion of the Rowing Club parking lot (140 additional stalls)? 31

Question 45: Please explain what you like or dislike about the parking option (Expansion of the Rowing Club Parking Lot. 32

Question 46: To what extent do you support viewpoint and riverside pathway improvements?	32
Question 47: Please explain what you like or dislike about providing viewpoints and riverside pathway and improvements.....	33
Question 48: To what extent do you support the Concept 3 boat launch viewpoint area?	33
Question 49: To what extent do you support the addition of a dock that provides water access to the boat launch viewpoint area?	34
Question 50: Please explain what you like or dislike about the Concept 3 boat launch viewpoint area...	34
Question 51: To what extent do you support the Concept 3 linked event areas?	35
Question 52: Please explain what you like or dislike about this option for the event areas.	35
Question 53: Concept 3 additional comments: Please provide any additional comments you may have regarding what you like or dislike about the options identified in Concept 3.	36
Question 54: General comments: Please provide any additional comments you may have regarding the entire project and/or its individual elements.	36
Question 55: On average, approximately how often do you visit Buena Vista / Sir Wilfrid Laurier Park?	36
Question 56: If you said “Never”, please tell us why you don’t use the park.	36
Question 57: What type of activities do you do when you visit the park? (select all that apply).	37
Question 58: Please tell us how you heard about the Buena Vista / Sir Wilfrid Laurier Park Master Plan consultation process? (Check all that apply).	37
Question 59: In what neighbourhood or community do you live?.....	38
Question 60: What are the first three digits of your Postal Code?	39
Question 61: What is your gender?	39
Question 62: Please select your age group.....	40

ONLINE SURVEY REPORT

BACKGROUND

The City of Edmonton is working towards having master plans for all its parks. Existing plans for Buena Vista / Sir Wilfrid Laurier Park are out of date or in Buena Vista’s case never developed. The Ribbon of Green document from 1992 recommended this area as a high priority for master planning.

The process of the master plan provides a comprehensive planning process for the park. Providing an image of the park and how it will function over the next ten years. The process for this master plan included development of a park vision from public process in April, Park Programming, and developing three concepts for public review.

Three draft concepts with design elements were created and presented to the public via a Public Workshop in June and then via an online survey in July/August to reach members of the public and interested stakeholders who were unable to attend the workshop. The Project Team sought input regarding what the public likes and doesn’t like about the different design elements presented in the three concepts.

From comments received regarding the three draft concepts and review with City administration a master plan will be developed for a second review and comment period from the public and the City.

This report combines highlights of what we heard from participants at the Concept Review Workshop on June 23, 2012, as well as the results of the Online Survey that ran from July 13 to August 3, 2012.

A total of 306 individuals responded to all or part of the Online Survey, representing a variety of users and interests, as well as residents from across the City. A total of 94 individual response forms responding to all or part of the questions were received from participants at the Concept Review Workshop, in addition to the summary input from the 15 table groups, representing approximately 160 participants.

Only 43 (14%) of respondents to the Online Survey participated in any of the face to face consultation events, and of these, 25 (58%) participated in the June 23rd Concept Review Workshop.

Type of Activities Participate in When Visit the Park:

Online Survey Results (253 of 306 respondents completed this question)

184 (73%)	144 (57%)	113 (45%)	79 (31%)	79 (31%)	56 (22%)	25 (10%)	15 (6%)	1 (0.5%)	27 (7%)
Walk my Dog	Walk /Run	Cycle	Visit Zoo	Picnic	Family/ Other Events	X- Country Ski/ Snowshoe	Visit Rowing Club	Visit Paddling Centre	Other

A total of 253 individuals responded to the question in the Online Survey regarding the types of activities they did when visiting the park. Many respondents indicated that they participate in more than one activity. The most frequently noted activity was “walk my dog” (184 or 73%), followed by

“walk/run” (144 or 57%) and “bicycle” (113 or 45%). Visiting the zoo and picnicking were each noted by 79 or 31% of respondents, and family or other events was noted by 56 (22%).

Concept Review Workshop Survey Results (76 of 94 respondents completed this question)

57 (66%)	40 (47%)	34 (40%)	17 (20%)	15 (17%)	12 (14%)	11 (13%)	5 (6%)	0 (0%)	7 (8%)
Walk my Dog	Walk /Run	Cycle	Visit Zoo	Family /Other Events	X- Country Ski/ Snowshoe	Picnic	Visit Rowing Club	Visit Paddling Centre	Other

Approximately half (76) participants at the Concept Review Workshop responded to this question. While the most frequently noted activity was “walk my dog” (57 or 66%), the majority of respondents to the survey / evaluation at the Concept Review Workshop also indicated they participate in more than one type of activity (50 or 58%). This reflects that most participants at the workshop represented various park user interests. Of these multi-use visitors, 12 (14%) indicated they participate in 2 activities, 20 (23%) in 3 activities, 9 (10%) in 4 activities, 4 (5%) in 5 activities, 3 (3%) in 6 activities, and 2 (2%) in 7 activities.

WHAT WE HEARD

Questions included in the workshop and online surveys are similar; however, some modifications were made in the online survey to make them clearer for respondents. Responses to the questions from the 94 individual workshop surveys and the 306 online surveys have been combined and summarized in this document for ease in assessing the level of support for various elements presented in the three draft concepts. Full reports from both the Concept Review Workshop and Online Surveys are also available.

It should be noted that not all respondents to either the workshop or online surveys provided responses to all of the questions. The results for each question outlined below indicate the number of responses provided and the percentage of that number of respondents who “strongly support/support/somewhat support” or “not support/somewhat not support” the element or option presented.

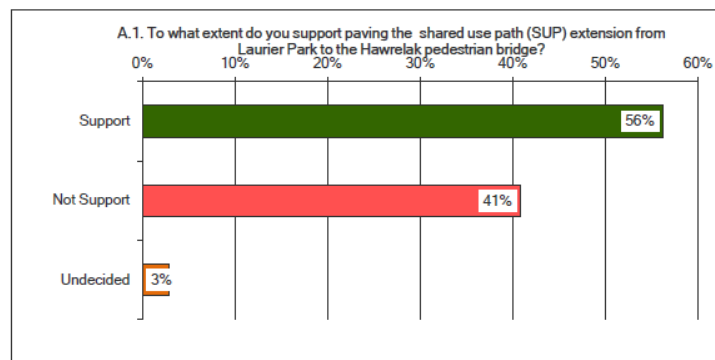
The results for each question are provided in both tabular and graph form. The first table provides the number of responses received from the individual workshop surveys, the second table presents the number of responses from the online survey, and the third table provides the combined responses from the two surveys which are also portrayed graphically.

ALL CONCEPTS

Question 1: To what extent do you support paving the shared use path (SUP) extension from Laurier Park to the Hawrelak pedestrian bridge?

- A total of 384 individuals responded to this question (298 in the online survey and 86 in the workshop survey).
- Just over half of these, 216 (56%) of respondents strongly support, support or somewhat support paving the SUP.
- Two-fifths (157 or 41%) somewhat do not support, do not support or strongly do not support paving.
- A further 11 (3%) were undecided or not sure.

A.1. To what extent do you support or not support paving of the shared use pathway through the park that is included in all three concepts?									
Workshop Responses	Strongly Support	Somewhat Support	Support	Somewhat Not Support	Strongly Not Support	Not Sure	Rating Average	Response Count	
	18	12	7	11	36	2	3.48	86	
								answered question	86
								skipped question	8
A.1. To what extent do you support paving the shared use path (SUP) extension from Laurier Park to the Hawrelak pedestrian bridge?									
Answer Options	Support	Somewhat Support	Somewhat Not Support	Not Support	Undecided	Rating Average	Response Count		
	118	61	22	88	9	2.36	298		
								answered question	298
								skipped question	8
Combined Responses	Support	Not Support	Undecided	Rating Average	Response Count				
	216	157	11	2.36	384				
	56%	41%	3%						

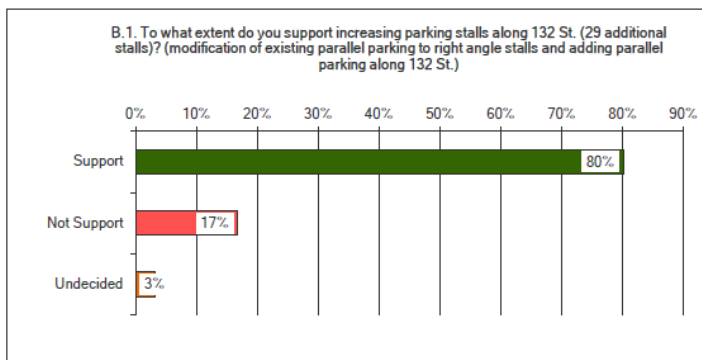


Question 2: Please explain what you particularly like or dislike about extending asphalt surface along the shared use path.

- While slightly more than half of respondents support extending the paved surface along the shared use path (SUP), concerns were raised that this would allow cyclists to increase their speed and potentially result in increased conflicts with dogs off leash.
- Other concerns included a preference by many (including dogs) for walking on natural (softer) trail surfaces, a desire to keep area natural, and suggestions for use of alternative surfaces.
- Supporters of a hard surface felt it would reduce the amount of mud, and make the trail more accessible for all users throughout the year.
- See Online Survey & Workshop What We Heard reports for full comments.

Question 3: To what extent do you support increasing parking stalls along 132 St. (29 additional stalls)? (modification of existing parallel parking to right angle stalls and adding parallel parking along 132 St.)

B.1. To what extent do you support or not support modification of existing parking to 90 degree stalls along 132 St.?								
Answer Options	Strongly Support	Somewhat Support	Support	Somewhat Not Support	Strongly Not Support	Not Sure	Rating Average	Response Count
	40	18	13	2	10	3	2.22	86
								answered question 86
								skipped question 8
B.1. To what extent do you support increasing parking stalls along 132 St. (29 additional stalls)? (modification of existing parallel parking to right angle stalls and adding parallel parking along 132 St.)								
Answer Options	Support	Somewhat Support	Somewhat Not Support	Not Support	Undecided	Rating Average	Response Count	
	160	75	18	34	9	1.84	296	
								answered question 296
								skipped question 10
Answer Options	Support	Not Support	Undecided	Rating Average	Response Count			
	306	64	12	1.84	382			
	80%	17%	3%					



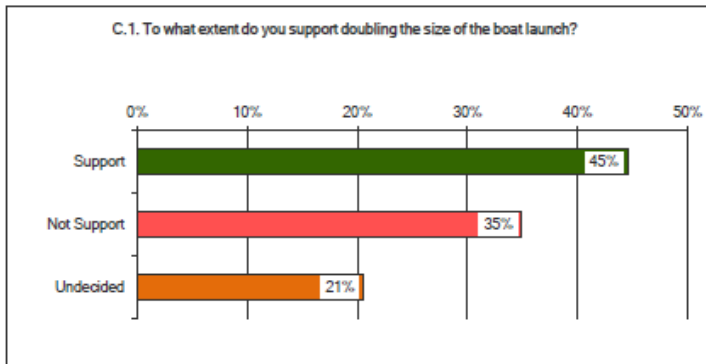
- A total of 382 individuals responded to this question (296 in the online survey and 86 in the workshop survey).
- Four fifths of these, 306 (56%) of respondents strongly support, support or somewhat support increased parking along 132 St.
- Almost one sixth (64 or 17%) somewhat do not support, do not support or strongly do not support increased parking along 132 St.
- A further 12 (3%) were undecided or not sure.

Question 4: Please explain what you particularly like or dislike about increasing parking along 132 St.

- The majority of respondents support the need for more parking and this option.
- Comments included concerns about possible congestion along the road, safety re: backing out of stalls, and attracting more users to the park if more parking was available.
- See Online Survey & Workshop What We Heard reports for full comments.

Question 5: To what extent do you support doubling the size of the boat launch?

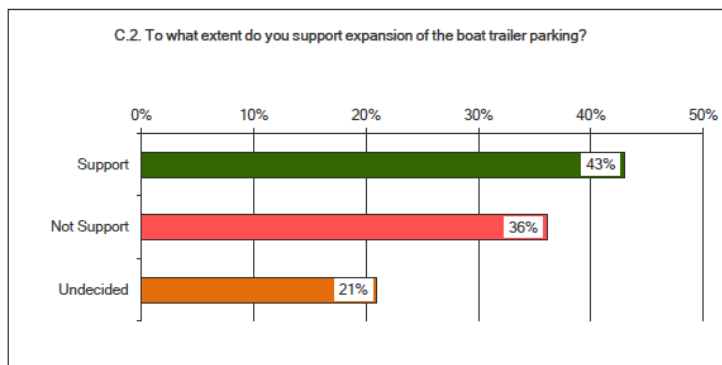
C.2. To what extent do you support or not support doubling the size of the boat launch that is included in all three concepts?								
Answer Options	Strongly Support	Somewhat Support	Support	Somewhat Not Support	Strongly Not Support	Not Sure	Rating Average	Response Count
	5	11	6	7	36	16	4.31	81
							<i>answered question</i>	81
							<i>skipped question</i>	13
C.1. To what extent do you support doubling the size of the boat launch?								
Answer Options	Support	Somewhat Support	Somewhat Not Support	Not Support	Undecided	Rating Average	Response Count	
	74	71	31	57	61	2.86	294	
							<i>answered question</i>	294
							<i>skipped question</i>	12
Answer Options	Support	Not Support	Undecided	Rating Average	Response Count			
	167	131	77	1.84	375			
	45%	35%	21%					



- A total of 375 individuals responded to this question (294 in the online survey and 81 in the workshop survey).
- Almost half, 167 (45%) of respondents strongly support, support or somewhat support doubling the size of the boat launch.
- Just over one third (131 or 35%) somewhat do not support, do not support or strongly do not support doubling the size of the boat launch.
- A further 77 (21%) were undecided or not sure.

Question 6: To what extent do you support expansion of the boat trailer parking?

C.1. To what extent do you support or not support expansion of the boat trailer parking that is included in all three concepts?								
Answer Options	Strongly Support	Somewhat Support	Support	Somewhat Not Support	Strongly Not Support	Not Sure	Rating Average	Response Count
	8	11	8	8	29	19	4.16	83
							<i>answered question</i>	11
							<i>skipped question</i>	
C.2. To what extent do you support expansion of the boat trailer parking?								
Answer Options	Support	Somewhat Support	Somewhat Not Support	Not Support	Undecided	Rating Average	Response Count	
	65	70	37	62	60	2.94	294	
						<i>answered question</i>	12	
						<i>skipped question</i>		
Answer Options	Support	Not Support	Undecided	Rating Average	Response Count			
	162	136	79	1.84	377			
	43%	36%	21%					



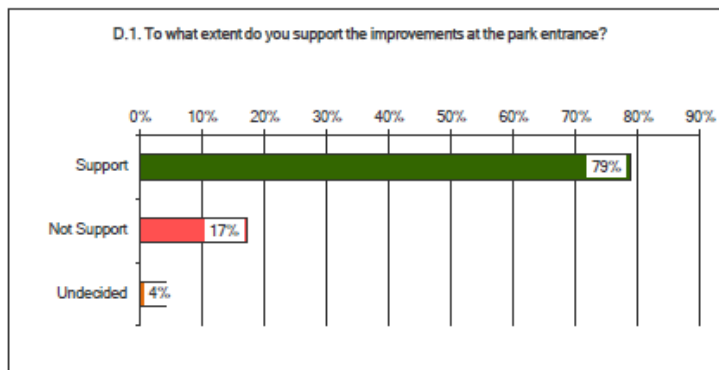
- A total of 377 individuals responded to this question (294 in the online survey and 83 in the workshop survey).
- Almost half, 162 (43%) of respondents strongly support, support or somewhat support the expansion of the boat trailer parking.
- Just over one third (136 or 36%) somewhat do not support, do not support or strongly do not support the expansion of the boat trailer parking.
- A further 79 (21%) were undecided or not sure.

Question 7: Please explain what you particularly like or dislike about expanding boat trailer parking and doubling the size of the boat launch.

- There are mixed views regarding expanding boat trailer parking and doubling the size of the boat launch, with close to half supporting it, but over one third not supporting it.
- Many respondents support increasing access to and use of the river and boat launch, particularly for use by non-power boats, but there are concerns regarding noise and increased motor boat traffic, visual impacts, increased congestion in the area, reduction in the natural and serene aspects of the park, and safety issues regarding increased conflicts with rowers.
- Almost one fifth of respondents were not sure or did not care, and a few respondents suggested alternative locations for boat launches outside of BVLP.
- See Online Survey & Workshop What We Heard reports for full comments.

Question 8: To what extent do you support the improvements at the park entrance?

D.1. To what extent do you support or not support the improvements at the park entrance that are included in all three concepts?								
Answer Options	Strongly Support	Somewhat Support	Support	Somewhat Not Support	Strongly Not Support	Not Sure	Rating Average	Response Count
	27	15	17	3	13	4	2.65	79
								answered question 79
								skipped question 15
D.1. To what extent do you support the improvements at the park entrance?								
Answer Options	Support	Somewhat Support	Somewhat Not Support	Not Support	Undecided	Rating Average	Response Count	
	136	97	16	32	11	1.92	292	
							answered question 292	
							skipped question 14	
Answer Options	Support	Not Support	Undecided	Rating Average	Response Count			
	292	64	15	1.84	371			
	79%	17%	4%					



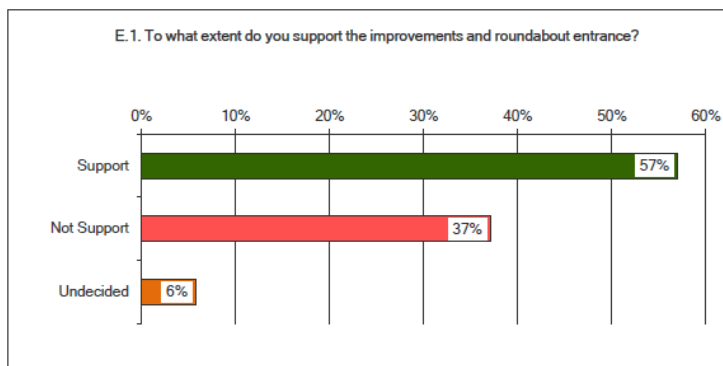
- A total of 371 individuals responded to this question (292 in the online survey and 79 in the workshop survey).
- Four fifths, 292 (79%) of respondents strongly support, support or somewhat support the improvements at the park entrance.
- Almost one sixth (64 or 17%) somewhat do not support, do not support or strongly do not support the improvements at the park entrance.
- A further 15 (4%) were undecided or not sure.

Question 9: Please explain what you particularly like or dislike about the entrance improvements.

- The majority of respondents support improvements to the entrance, noting it will make it more welcoming and attractive, as well as providing needed information about the park.
- Improved signage is felt to be important by most respondents, even if they do not feel that the expense of major landscaping is necessary. Signs and an information board that clarifies trails and directions and designates park use areas are generally seen as being beneficial.
- See Online Survey & Workshop What We Heard reports for full comments.

Question 10: To what extent do you support the improvements and roundabout entrance?

E.1. To what extent do you support or not support the improvements and roundabout entrance included in all three concepts?								
Answer Options	Strongly Support	Somewhat Support	Support	Somewhat Not Support	Strongly Not Support	Not Sure	Rating Average	Response Count
	15	15	6	6	35	7	3.62	84
								answered question
								skipped question
E.1. To what extent do you support the improvements and roundabout entrance?								
Answer Options	Support	Somewhat Support	Somewhat Not Support	Not Support	Undecided	Rating Average	Response Count	
	111	68	25	74	15	2.37	293	
								red question
								red question
Answer Options	Support	Not Support	Undecided	Rating Average	Response Count			
	215	140	22	1.84	377			
	57%	37%	6%					



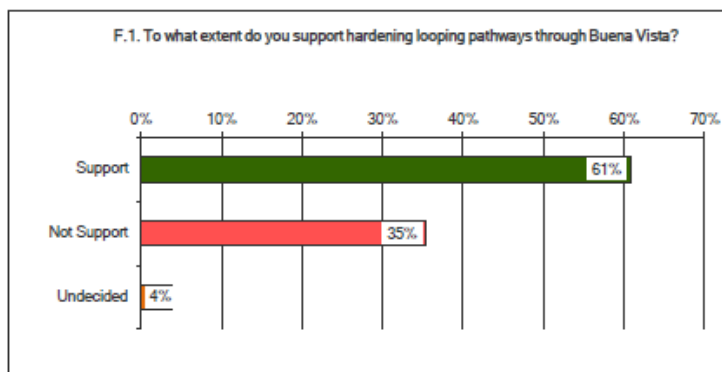
- A total of 377 individuals responded to this question (293 in the online survey and 84 in the workshop survey).
- Just over half, 215 (57%) of respondents strongly support, support or somewhat support the improvements and roundabout entrance.
- Just over one third (140 or 37%) somewhat do not support, do not support or strongly do not support the improvements and roundabout entrance.
- A further 22 (6%) were undecided or not sure.

Question 11: Please explain what you particularly like or dislike about the roundabout entrance.

- The majority of respondents support creating a roundabout at the bottom of the hill, noting it looks good and will slow down speeders, direct traffic, ease traffic flow, and increase safety by reducing U-turns, etc.
- About one third of respondents do not support a roundabout, feeling it is unnecessary and a waste of money, unsafe since drivers do not know how to use them properly, and will be a problem for boat trailers to maneuver.
- Other suggestions include improved directional signs, safe pedestrian access/crossing, or use of a four-way stop at the intersection instead of a roundabout.
- See Online Survey & Workshop What We Heard reports for full comments.

Question 12: To what extent do you support hardening looping pathways through Buena Vista?

F.1. To what extent do you support or not support hardened surface looping pathways through Buena Vista that are included in all three concepts?									
Answer Options	Strongly Support	Somewhat Support	Support	Somewhat Not Support	Strongly Not Support	Not Sure	Rating Average	Response Count	
	8	13	12	11	31	4	3.71	79	
								<i>answered question</i>	79
								<i>skipped question</i>	15
F.1. To what extent do you support hardening looping pathways through Buena Vista?									
Answer Options	Support	Somewhat Support	Somewhat Not Support	Not Support	Undecided	Rating Average	Response Count		
	109	83	26	63	10	2.25	291		
								<i>answered question</i>	291
								<i>skipped question</i>	15
Answer Options	Support	Not Support	Undecided	Rating Average	Response Count				
	225	131	14	1.84	370				
	61%	35%	4%						



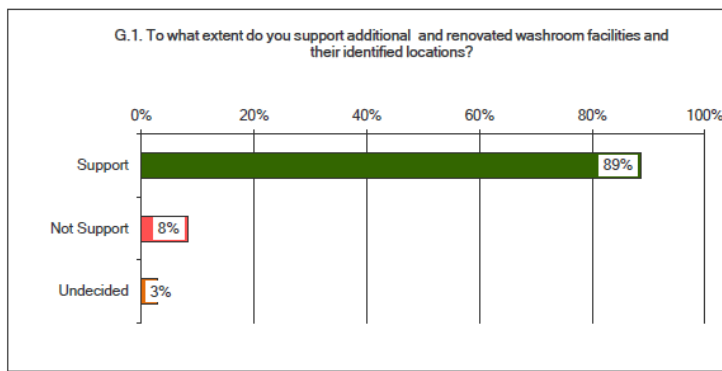
- A total of 370 individuals responded to this question (291 in the online survey and 79 in the workshop survey).
- Almost two thirds, 215 (61%) of respondents strongly support, support or somewhat support hardening looping pathways through Buena Vista.
- Just over one third (131 or 35%) somewhat do not support, do not support or strongly do not support hardening looping pathways through Buena Vista.
- A further 14 (4%) were undecided or not sure.

Question 13: Please explain what you particularly like or dislike about the hardened surface for looping pathways.

- While almost two thirds of respondents support a hardened surface for some looping pathways, one third do not.
- Supporters feel that this would improve accessibility for all and trails would be in better condition in the spring and wet weather.
- Concerns were noted about increased conflicts with speeders if trails were hardened, as well as the type of material that would be used for hardening the trails, with many indicating a preference for softer trails of natural materials and a desire not to use asphalt.
- See Online Survey & Workshop What We Heard reports for full comments.

Question 14: To what extent do you support additional and renovated washroom facilities and their identified locations?

G.1. To what extent do you support or not support additional washroom facilities and their identified locations in the three concepts?									
Answer Options	Strongly Support	Somewhat Support	Support	Somewhat Not Support	Strongly Not Support	Not Sure	Rating Average	Response Count	
	30	14	21	7	6	5	2.52	83	
	<i>answered question</i>								83
	<i>skipped question</i>								11
G.1. To what extent do you support additional and renovated washroom facilities and their identified locations?									
Answer Options	Support	Somewhat Support	Somewhat Not Support	Not Support	Undecided	Rating Average	Response Count		
	205	61	11	7	6	1.44	290		
	<i>answered question</i>								290
	<i>skipped question</i>								16
Answer Options	Support	Not Support	Undecided	Rating Average	Response Count				
	331	31	11	1.84	373				
	89%	8%	3%						



- A total of 373 individuals responded to this question (290 in the online survey and 83 in the workshop survey).
- Almost nine tenths, 331 (89%) of respondents strongly support, support or somewhat support additional and renovated washroom facilities and their identified locations.
- Just under one tenth (31 or 8%) somewhat do not support, do not support or strongly do not support additional and renovated washroom facilities and their identified locations.
- A further 11 (3%) were undecided or not sure.

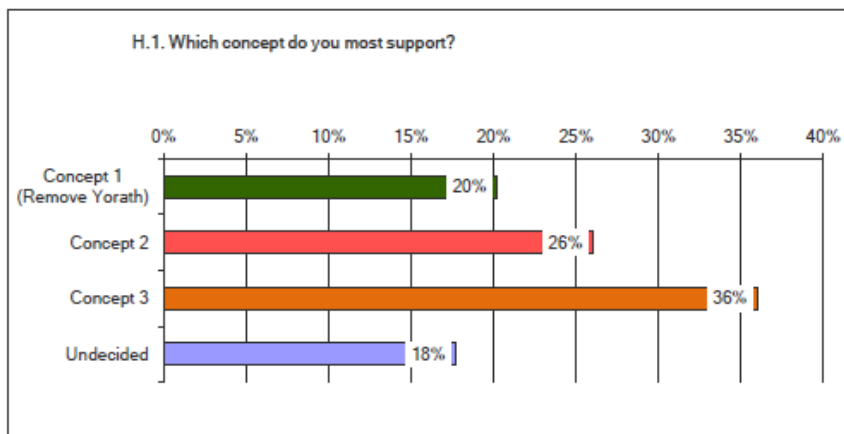
Question 15: Please explain what you particularly like or dislike about the additional washroom facilities.

- Almost all respondents indicated support for additional and improved barrier free washroom facilities, including year round access.
- Concerns were noted related to cost, safety, potential for vandalism, and the need for ensured maintenance.
- Some comments related to location for facilities, with suggestions including that one be located further north within the off leash area and near the bridge.
- See Online Survey & Workshop What We Heard reports for full comments.

Question 16: Which concept do you most support?

This question relates to the treatment of the Yorath House. Concept 1 illustrated the demolition and removal of Yorath House and reclaiming the site. Concept 2 showed Yorath House remaining, with interior and exterior upgrades to provide a multi-use facility. This option would also include additional parking and minimal site improvements. Concept 3 showed Yorath House remaining, with interior and exterior upgrades to provide a multi-use facility. Significant site improvements would be included.

H.1. Which concept do you most support?						
Answer Options	Concept 1	Concept 2	Concept 3	Not Sure	Rating Average	Response Count
	31	11	16	15	2.21	73
						answered question 73 skipped question 21
H.1. Which concept do you most support?						
Answer Options	Concept 1 (Remove Yorath)	Concept 2	Concept 3	Undecided	Rating Average	Response Count
	42	83	114	49	2.59	288
						answered question 288 skipped question 18
Answer Options	Concept 1 (Remove Yorath)	Concept 2	Concept 3	Undecided	Rating Average	Response Count
	73	94	130	64	2.59	361
	20%	26%	36%	18%		



- A total of 361 individuals responded to this question (288 in the online survey and 73 in the workshop survey).
- One fifth, 73 (20%) of respondents supported Concept 1.
- One quarter (94 or 26%) of respondents supported Concept 2.
- Just over one third 130 (36%) of respondents supported Concept 3.
- A further 64 (18%) were undecided or not sure.

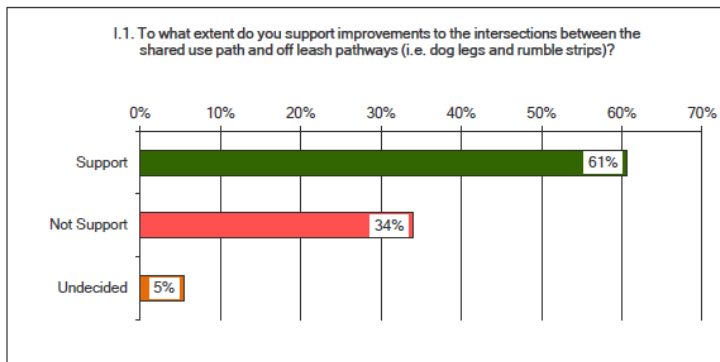
Question 17: Please explain what you particularly like about your preferred concept.

- Overall, Concept 3 was noted as the most preferred concept, followed by Concept 2, Concept 1, and undecided.
- Concept 1: Support for this concept related to the least reduction in the off leash area, and removal of Yorath House.
- Concept 2: Support for this concept related to maintaining Yorath House for its heritage value and for developing it as a multi-use facility.

- Concept 3: Support for this concept also related to maintaining Yorath House for its heritage values and developing it as a multi-use facility, enhancing and saving the Yorath grounds and gardens, and seeming to be more user-friendly.
- See Online Survey & Workshop What We Heard reports for full comments.

Question 18: To what extent do you support improvements to the intersections between the shared use path and off leash pathways (i.e. dog legs and rumble strips)?

I.1. To what extent do you support or not support changes to the pathways/ off leash interface?									
Answer Options	Strongly Support	Somewhat Support	Support	Somewhat Not Support	Strongly Not Support	Not Sure	Rating Average	Response Count	
	26	12	8	7	24	2	2.96	79	
	<i>answered question</i>								79
	<i>skipped question</i>								15
I.1. To what extent do you support improvements to the intersections between the shared use path and off leash pathways (i.e. dog legs and rumble strips)?									
Answer Options	Support	Somewhat Support	Somewhat Not Support	Not Support	Undecided	Rating Average	Response Count		
	102	75	31	63	18	2.38	289		
	<i>answered question</i>								289
	<i>skipped question</i>								17
Answer Options	Support	Not Support	Undecided	Rating Average	Response Count				
	223	125	20	1.84	368				
	61%	34%	5%						



- A total of 368 individuals responded to this question (289 in the online survey and 79 in the workshop survey).
- Almost two thirds, 223 (61%) of respondents strongly support, support or somewhat support improvements to the intersections between the shared use path and off leash pathways (i.e. dog legs and rumble strips).
- Just over one third (125 or 34%) somewhat do not support, do not support or strongly do not support improvements to the intersections between the shared use path and off leash pathways (i.e. dog legs and rumble strips).
- A further 20 (5%) were undecided or not sure.

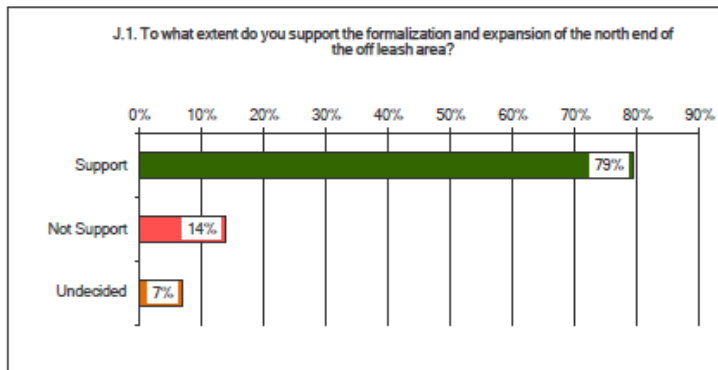
Question 19: Please explain what you like or dislike about the addition of dog legs and rumble strips.

- While the majority of respondents support the addition of dog legs and rumble strips, one third do not.
- Increased safety, reduction in conflict between dogs and cyclists/other pedestrians, and clarification of boundaries between on and off leash areas were cited by supporters.

- Concerns included that they are not natural, are unnecessary and a waste of money, are too controlling, would reduce visibility, and would not stop small dogs from getting under the fence.
- Some respondents were unsure related to how dogs were supposed to cross from one side to the other, and some felt that rumble strips were either unsafe or would not slow cyclists down.
- See Online Survey & Workshop What We Heard reports for full comments.

Question 20: To what extent do you support the formalization and expansion of the north end of the off leash area?

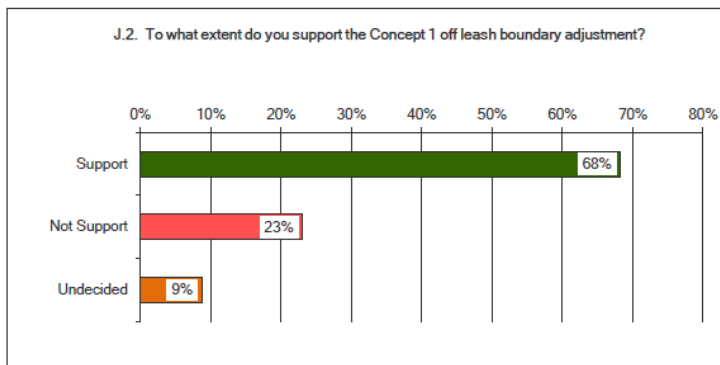
J.1. To what extent do you support or not support the formalization and expansion of the north end of the off leash area?									
Answer Options	Strongly Support	Somewhat Support	Support	Somewhat Not Support	Strongly Not Support	Not Sure	Rating Average	Response Count	
	57	8	7	0	5	3	1.71	80	
								<i>answered question</i>	80
								<i>skipped question</i>	14
J.1. To what extent do you support the formalization and expansion of the north end of the off leash area?									
Answer Options	Support	Somewhat Support	Somewhat Not Support	Not Support	Undecided	Rating Average	Response Count		
	129	40	7	30	18	1.96	224		
								<i>answered question</i>	224
								<i>skipped question</i>	82
Answer Options	Support	Not Support	Undecided	Rating Average	Response Count				
	241	42	21	1.84	304				
	79%	14%	7%						



- A total of 304 individuals responded to this question (224 in the online survey and 80 in the workshop survey).
- Almost four fifths, 241 (79%) of respondents strongly support, support or somewhat support the formalization and expansion of the north end of the off leash area.
- Just over a tenth (42 or 14%) somewhat do not support, do not support or strongly do not support the formalization and expansion of the north end of the off leash area.
- A further 21 (7%) were undecided or not sure.

Question 21: To what extent do you support the Concept 1 off leash boundary adjustment?

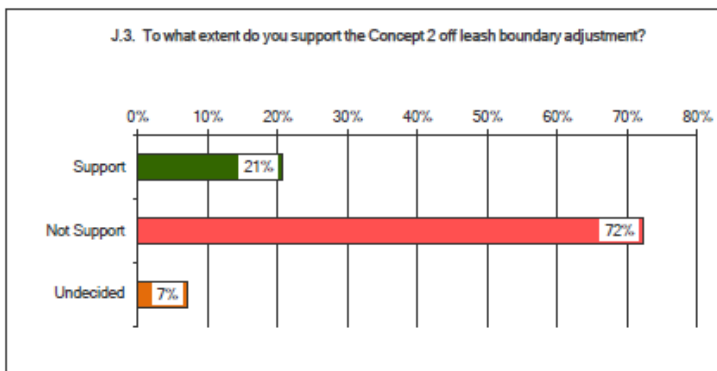
J.2. To what extent do you support or not support the Concept 1 off leash boundary adjustment?								
Answer Options	Strongly Support	Somewhat Support	Support	Somewhat Not Support	Strongly Not Support	Not Sure	Rating Average	Response Count
	29	23	5	5	11	6	2.54	79
								answered question 79
								skipped question 15
J.2. To what extent do you support the Concept 1 off leash boundary adjustment?								
Answer Options	Support	Somewhat Support	Somewhat Not Support	Not Support	Undecided	Rating Average	Response Count	
	134	52	19	47	25	2.19	277	
							answered question 277	
							skipped question 29	
Answer Options	Support	Not Support	Undecided	Rating Average	Response Count			
	243	82	31	1.84	356			
	68%	23%	9%					



- A total of 356 individuals responded to this question (277 in the online survey and 79 in the workshop survey).
- Just over two thirds, (243 or 79%) of respondents strongly support, support or somewhat support the Concept 1 off leash boundary adjustment.
- Just under a quarter (82 or 23%) somewhat do not support, do not support or strongly do not support the Concept 1 off leash boundary adjustment.
- A further 31 (9%) were undecided or not sure.

Question 22: To what extent do you support the Concept 2 off leash boundary adjustment?

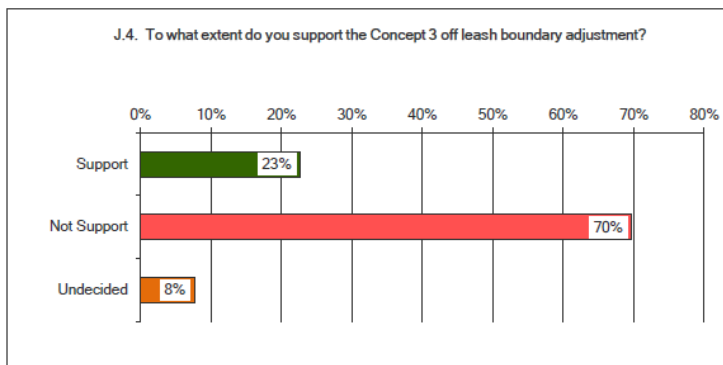
J.3. To what extent do you support or not support the Concept 2 off leash boundary adjustment?									
Answer Options	Strongly Support	Somewhat Support	Support	Somewhat Not Support	Strongly Not Support	Not Sure	Rating Average	Response Count	
	4	2	4	6	60	3	4.58	79	
	<i>answered question</i>							79	
	<i>skipped question</i>							15	
J.3. To what extent do you support the Concept 2 off leash boundary adjustment?									
Answer Options	Support	Somewhat Support	Somewhat Not Support	Not Support	Undecided	Rating Average	Response Count		
	37	26	15	174	22	3.43	274		
	<i>answered question</i>							274	
	<i>skipped question</i>							32	
Answer Options	Support	Not Support	Undecided	Rating Average	Response Count				
	73	255	25	1.84	353				
	21%	72%	7%						



- A total of 353 individuals responded to this question (274 in the online survey and 79 in the workshop survey).
- Just under a quarter, (73 or 21%) of respondents strongly support, support or somewhat support the Concept 2 off leash boundary adjustment.
- Almost three quarters (255 or 72%) somewhat do not support, do not support or strongly do not support the Concept 2 off leash boundary adjustment.
- A further 25 (7%) were undecided or not sure.

Question 23: To what extent do you support the Concept 3 off leash boundary adjustment?

J.4. To what extent do you support or not support the Concept 3 off leash boundary adjustment?									
Answer Options	Strongly Support	Somewhat Support	Support	Somewhat Not Support	Strongly Not Support	Not Sure	Rating Average	Response Count	
	4	3	5	8	54	4	4.50	78	
								<i>answered question</i>	78
								<i>skipped question</i>	16
J.4. To what extent do you support the Concept 3 off leash boundary adjustment?									
Answer Options	Support	Somewhat Support	Somewhat Not Support	Not Support	Undecided	Rating Average	Response Count		
	23	45	33	151	23	3.39	275		
								<i>answered question</i>	275
								<i>skipped question</i>	31
Answer Options	Support	Not Support	Undecided	Rating Average	Response Count				
	80	246	27	1.84	353				
	23%	70%	8%						



- A total of 353 individuals responded to this question (275 in the online survey and 78 in the workshop survey).
- Just under a quarter, (80 or 23%) of respondents strongly support, support or somewhat support the Concept 3 off leash boundary adjustment.
- Almost three quarters (246 or 70%) somewhat do not support, do not support or strongly do not support the Concept 3 off leash boundary adjustment.
- A further 27 (8%) were undecided or not sure.

Question 24: Please explain what you like about your preferred concept.

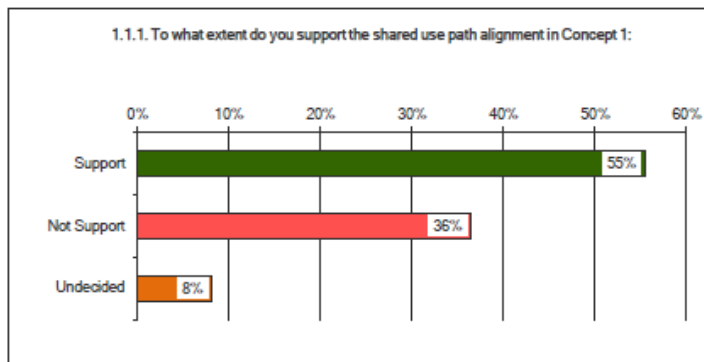
- The majority of respondent support formalization and expansion of the boundaries of the north end of the off leash area.
- Concept 1: This concept received the most support, with respondents noting it provides the largest off leash area, is the closest to what currently exists, provides a natural setting for walking dogs, allows the most off leash access to the river, and appears to be the least expensive option.
- Concepts 2 and 3: The majority of respondents do not support either Concept 2 or 3, with many respondents asking that the off leash remain as is or be expanded in size to reflect the large group of park users represented by dog walkers.
- Key concerns for off leash users are to have as large a space as possible that also provides river access for dogs, and has limited requirement for dogs to be put on leash.

- Supporters of all concepts would like to have clear separation of uses to reduce conflict between dogs off leash and cyclists/walkers, etc., as well as to have on leash on the Shared Use Path and around the rowing club dock.
- See Online Survey & Workshop What We Heard reports for full comments.

CONCEPT 1

Question 25: To what extent do you support the shared use path alignment in Concept 1?

1.1.1. To what extent do you support or not support this option:									
Answer Options	Strongly Support	Somewhat Support	Support	Somewhat Not Support	Strongly Not Support	Not Sure	Rating Average	Response Count	
	17	11	6	7	25	4	3.34	70	
	<i>answered question</i>								70
	<i>skipped question</i>								24
1.1.1. To what extent do you support the shared use path alignment in Concept 1:									
Answer Options	Support	Somewhat Support	Somewhat Not Support	Not Support	Undecided	Rating Average	Response Count		
	80	70	27	62	23	2.53	262		
	<i>answered question</i>								262
	<i>skipped question</i>								44
Answer Options	Support	Not Support	Undecided	Rating Average	Response Count				
	184	121	27	1.84	332				
	55%	36%	8%						



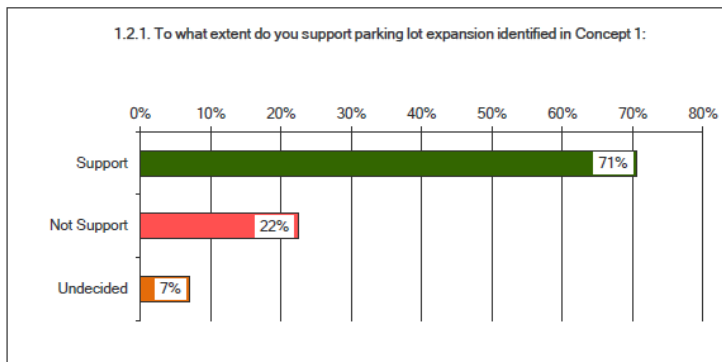
- A total of 332 individuals responded to this question (262 in the online survey and 70 in the workshop survey).
- Just over half, (184 or 55%) of respondents strongly support, support or somewhat support the shared use path alignment in Concept 1.
- Just over one third (121 or 36%) somewhat do not support, do not support or strongly do not support the shared use path alignment in Concept 1.
- A further 27 (8%) were undecided or not sure.

Question 26: Please explain what you particularly like or dislike about the use of fencing between the pathway and off leash area.

- Slightly more than half of respondents support some fencing to provide clear boundaries between uses, and to reduce conflicts and keep both dogs and cyclists safe.
- Other comments noted that fencing is not necessary and costly, would be intrusive and impact views and aesthetics, and other options such as hedges might create a more natural environment.
- See Online Survey & Workshop What We Heard reports for full comments.

Question 27: To what extent do you support parking lot expansion identified in Concept 1?

1.2.1. To what extent do you support or not support this option:									
Answer Options	Strongly Support	Somewhat Support	Support	Somewhat Not Support	Strongly Not Support	Not Sure	Rating Average	Response Count	
	13	19	10	4	9	6	2.92	61	
	<i>answered question</i>								61
	<i>skipped question</i>								33
1.2.1. To what extent do you support parking lot expansion identified in Concept 1:									
Answer Options	Support	Somewhat Support	Somewhat Not Support	Not Support	Undecided	Rating Average	Response Count		
	101	87	20	40	17	2.19	265		
	<i>answered question</i>								265
	<i>skipped question</i>								41
Answer Options	Support	Not Support	Undecided	Rating Average	Response Count				
	230	73	23	1.84	326				
	71%	22%	7%						



- A total of 326 individuals responded to this question (265 in the online survey and 61 in the workshop survey).
- Almost three quarters, (230 or 71%) of respondents strongly support, support or somewhat support parking lot expansion identified in Concept 1.
- Just under one quarter (73 or 22%) somewhat do not support, do not support or strongly do not support parking lot expansion identified in Concept 1.
- A further 23 (7%) were undecided or not sure.

Question 28: Please explain what you like or dislike about the parking lot expansion identified in Concept 1.

- The majority of respondents support some additional parking, although some questioned the need for quite as much as is suggested near the Rowing Club tank.
- Suggestions were made to locate parking closer to the park edge, and to provide a separate pedestrian path adjacent to it.
- Non-supporters noted that additional parking is not needed, parking should be shared, and people should walk more.
- See Online Survey & Workshop What We Heard reports for full comments.

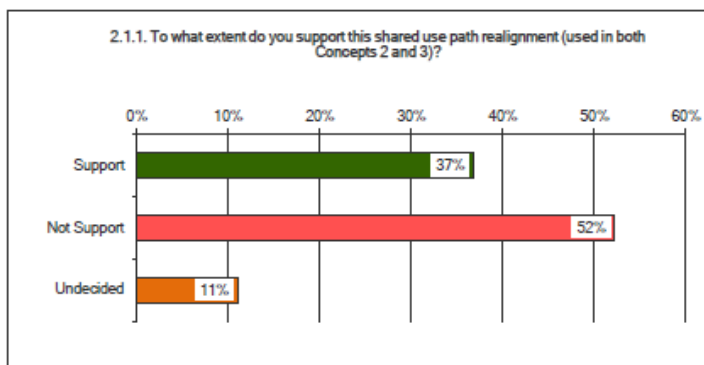
Question 29: Concept 1 Additional Comments: Please provide any additional comments you may have regarding what you like or dislike about the options identified in Concept 1.

- Additional comments regarding Concept 1 included: look forward to the renovations; it is the least offensive; don't change the park; unnecessary expense; do not demolish Yorath House; concern about on leash restrictions on the Shared Use Path; and mixed views regarding fencing.
- See Online Survey & Workshop What We Heard reports for full comments.

CONCEPT 2

Question 30: To what extent do you support this shared use path realignment (used in both Concepts 2 and 3)?

2.1.1. To what extent do you support or not support this pathway option?								
Answer Options	Strongly Support	Somewhat Support	Support	Somewhat Not Support	Strongly Not Support	Not Sure	Rating Average	Response Count
	8	7	9	2	35	7	4.03	68
	<i>answered question</i>							68
	<i>skipped question</i>							26
2.1.1. To what extent do you support this shared use path realignment (used in both Concepts 2 and 3)?								
Answer Options	Support	Somewhat Support	Somewhat Not Support	Not Support	Undecided	Rating Average	Response Count	
	48	45	20	109	28	3.10	250	
	<i>answered question</i>							250
	<i>skipped question</i>							56
Answer Options	Support	Not Support	Undecided	Rating Average	Response Count			
	117	166	35	1.84	318			
	37%	52%	11%					



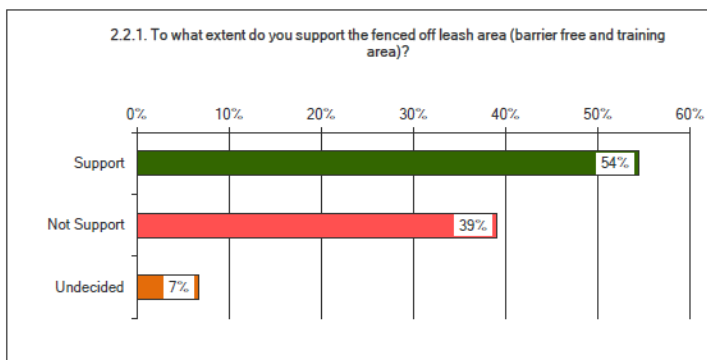
- A total of 318 individuals responded to this question (250 in the online survey and 68 in the workshop survey).
- Just over one third, (117 or 37%) of respondents strongly support, support or somewhat support the shared use path realignment (used in both Concepts 2 and 3).
- Just over one half (166 or 52%) somewhat do not support, do not support or strongly do not support the shared use path realignment (used in both Concepts 2 and 3).
- A further 35 (11%) were undecided or not sure.

Question 31: Please explain what you particularly like or dislike about this pathway option.

- The majority of respondents do not support this pathway option, noting cost and environmental concerns with relocating the Shared Use Path, restricting access to the river for dogs, reduction in the off leash area, and fencing of trails.
- Supporters like the new alignment taking more advantage of natural surroundings and providing better separation of uses.
- See Online Survey & Workshop What We Heard reports for full comments.

Question 32: To what extent do you support the fenced off leash area (barrier free and training area)?

2.2.1. To what extent do you support or not support this fenced off leash area option?									
Answer Options	Strongly Support	Somewhat Support	Support	Somewhat Not Support	Strongly Not Support	Not Sure	Rating Average	Response Count	
	16	15	17	4	17	6	3.12	75	
								<i>answered question</i>	75
								<i>skipped question</i>	19
2.2.1. To what extent do you support the fenced off leash area (barrier free and training area)?									
Answer Options	Support	Somewhat Support	Somewhat Not Support	Not Support	Undecided	Rating Average	Response Count		
	81	51	28	80	16	2.61	256		
								<i>answered question</i>	256
								<i>skipped question</i>	50
Answer Options	Support	Not Support	Undecided	Rating Average	Response Count				
	180	129	22	1.84	331				
	54%	39%	7%						



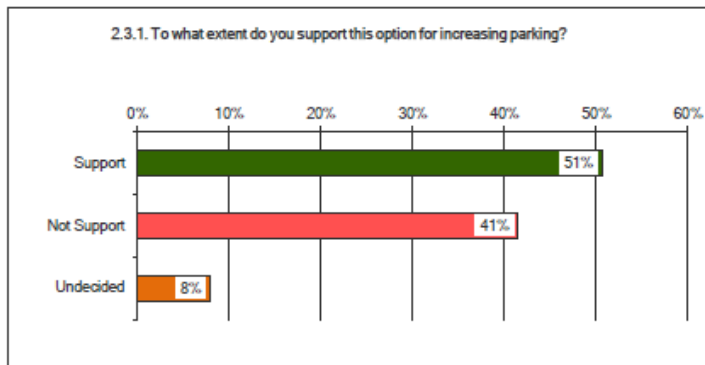
- A total of 331 individuals responded to this question (256 in the online survey and 75 in the workshop survey).
- Just over one half, (180 or 54%) of respondents strongly support, support or somewhat support the fenced off leash area (barrier free and training area).
- Just over one third (129 or 39%) somewhat do not support, do not support or strongly do not support the fenced off leash area (barrier free and training area).
- A further 22 (7%) were undecided or not sure.

Question 33: Please explain what you particularly like or dislike about the fenced off leash area (barrier free and training area).

- Most respondents support a fenced off leash barrier free area for training dogs, feeling that this would provide access for mobility impaired users who wish to walk dogs off leash in a safe environment, would allow for puppy training as well as service dog training, and would be a unique facility in the City.
- Those not supporting this question the demand for it, do not feel that a separate training area is required, and that this would further reduce the off leash area.
- See Online Survey & Workshop What We Heard reports for full comments.

Question 34: To what extent do you support this option for increasing parking?

2.3.1. To what extent do you support or not support this parking option?								
Answer Options	Strongly Support	Somewhat Support	Support	Somewhat Not Support	Strongly Not Support	Not Sure	Rating Average	Response Count
	6	22	10	11	19	6	3.45	74
								answered question 74 skipped question 20
2.3.1. To what extent do you support this option for increasing parking?								
Answer Options	Support	Somewhat Support	Somewhat Not Support	Not Support	Undecided	Rating Average	Response Count	
	63	65	33	73	20	2.69	254	
								answered question 254 skipped question 52
Answer Options	Support	Not Support	Undecided	Rating Average	Response Count			
	166	136	26	1.84	328			
	51%	41%	8%					



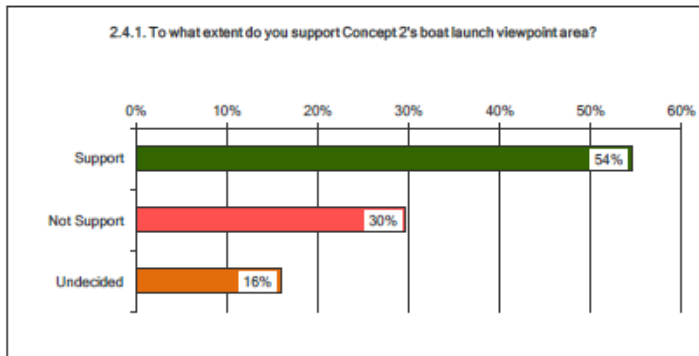
- A total of 328 individuals responded to this question (254 in the online survey and 74 in the workshop survey).
- Just over one half, (166 or 51%) of respondents strongly support, support or somewhat support this option for increasing parking.
- Two fifths (136 or 41%) somewhat do not support, do not support or strongly do not support this option for increasing parking.
- A further 26 (8%) were undecided or not sure.

Question 35: Please explain what you particularly like or dislike about this parking option.

- There were mixed views regarding this parking option, with 51% support and 41% not support.
- Supporters felt that more parking was needed, although there were concerns that the number of stalls identified was perhaps too much.
- It was noted that additional parking at Yorath House would only be required if it was developed as a multi-use facility.
- See Online Survey & Workshop What We Heard reports for full comments.

Question 36: To what extent do you support Concept 2's boat launch viewpoint area?

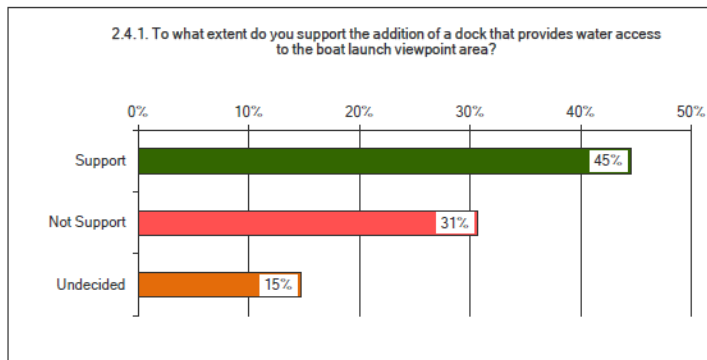
2.4.1. To what extent do you support or not support this boat launch area option?									
Answer Options	Strongly Support	Somewhat Support	Support	Somewhat Not Support	Strongly Not Support	Not Sure	Rating Average	Response Count	
	6	11	22	6	26	8	3.75	79	
								<i>answered question</i>	79
								<i>skipped question</i>	15
2.4.1. To what extent do you support Concept 2's boat launch viewpoint area?									
Answer Options	Support	Somewhat Support	Somewhat Not Support	Not Support	Undecided	Rating Average	Response Count		
	75	68	16	51	45	2.70	255		
								<i>answered question</i>	255
								<i>skipped question</i>	51
Answer Options	Support	Not Support	Undecided	Rating Average	Response Count				
	182	99	53	1.84	334				
	54%	30%	16%						



- A total of 334 individuals responded to this question (255 in the online survey and 79 in the workshop survey).
- Just over one half, (182 or 54%) of respondents strongly support, support or somewhat support Concept 2's boat launch viewpoint area.
- Just under one third (99 or 30%) somewhat do not support, do not support or strongly do not support Concept 2's boat launch viewpoint area.
- A further 53 (16%) were undecided or not sure.

Question 37: To what extent do you support the addition of a dock that provides water access to the boat launch viewpoint area?

2.4.1. To what extent do you support or not support this boat launch area option?									
Answer Options	Strongly Support	Somewhat Support	Support	Somewhat Not Support	Strongly Not Support	Not Sure	Rating Average	Response Count	
	6	11	22	6	26	8	3.75	79	
								<i>answered question</i>	79
2.4.1. To what extent do you support the addition of a dock that provides water access to the boat launch viewpoint area?									
Answer Options	Support	Somewhat Support	Somewhat Not Support	Not Support	Undecided	Rating Average	Response Count		
	77	65	18	52	41	2.66	253		
								<i>answered question</i>	253
								<i>skipped question</i>	53
Answer Options	Support	Not Support	Undecided	Rating Average	Response Count				
	148	102	49	1.84	332				
	45%	31%	15%						



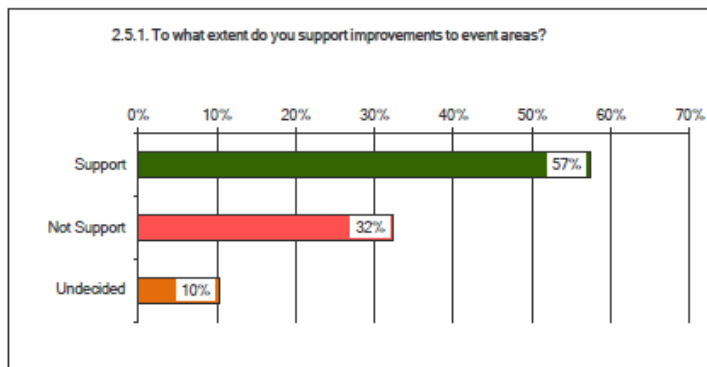
- A total of 332 individuals responded to this question (253 in the online survey and 79 in the workshop survey).
- Just under one half, (148 or 45%) of respondents strongly support, support or somewhat support the addition of a dock that provides water access to the boat launch viewpoint area.
- Just under one third (102 or 31%) somewhat do not support, do not support or strongly do not support the addition of a dock that provides water access to the boat launch viewpoint area.
- A further 49 (15%) were undecided or not sure.

Question 38: Please explain what you particularly like or dislike about this boat launch viewpoint area.

- Just over half of respondents support the boat launch viewpoint area, noting that it would make the river more accessible and allow people to be active and enjoy the river.
- Just under one third of respondents do not support this option, noting concerns regarding need, cost design, and safety.
- See Online Survey & Workshop What We Heard reports for full comments.

Question 39: To what extent do you support improvements to event areas?

2.5.1. To what extent do you support or not support this event areas option?								
Answer Options	Strongly Support	Somewhat Support	Support	Somewhat Not Support	Strongly Not Support	Not Sure	Rating Average	Response Count
	6	11	16	7	20	7	3.67	67
								answered question 67 skipped question 27
2.5.1. To what extent do you support improvements to event areas?								
Answer Options	Support	Somewhat Support	Somewhat Not Support	Not Support	Undecided	Rating Average	Response Count	
	82	69	27	50	26	2.48	254	
								answered question 254 skipped question 52
Answer Options	Support	Not Support	Undecided	Rating Average	Response Count			
	184	104	33	1.84	321			
	57%	32%	10%					



- A total of 321 individuals responded to this question (254 in the online survey and 67 in the workshop survey).
- Just over one half, (184 or 57%) of respondents strongly support, support or somewhat support improvements to event areas.
- Just under one third (104 or 32%) somewhat do not support, do not support or strongly do not support improvements to event areas.
- A further 33 (10%) were undecided or not sure.

Question 40: Please explain what you particularly like or dislike about providing two separate event areas.

- The majority of respondents like the concept of two separate event areas, providing more opportunities for a variety of events.
- Some respondents noted concerns about uses for Yorath House, and non-supporters did not like the idea of encouraging a lot more people to visit BVLP, noting Hawrelak Park just across the river.
- See Online Survey & Workshop What We Heard reports for full comments.

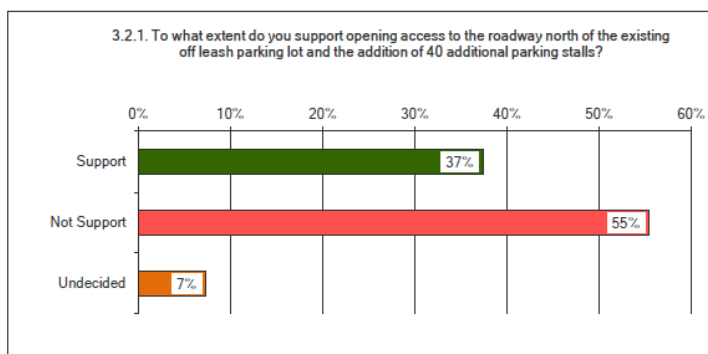
Question 41: Concept 2 additional comments: Please provide any additional comments you may have regarding what you like or dislike about the options identified in Concept 2.

- Comments received included: Save Yorath House and Concept 2 separates off leash from the trail and minimizes chances of conflict.
- Concerns expressed related to: too much development and loss of nature; off leash area is reduced; why change what already exists; and event space is not needed.
- See Online Survey & Workshop What We Heard reports for full comments.

CONCEPT 3

Question 42: To what extent do you support opening access to the roadway north of the existing off leash parking lot and the addition of 40 additional parking stalls?

3.2.1. To what extent do you support or not support this parking option?									
Answer Options	Strongly Support	Somewhat Support	Support	Somewhat Not Support	Strongly Not Support	Not Sure	Rating Average	Response Count	
	4	11	9	9	34	3	3.96	70	
	<i>answered question</i>								70
	<i>skipped question</i>								24
3.2.1. To what extent do you support opening access to the roadway north of the existing off leash parking lot and the addition of 40 additional parking stalls?									
Answer Options	Support	Somewhat Support	Somewhat Not Support	Not Support	Undecided	Rating Average	Response Count		
	41	53	34	98	20	3.01	246		
	<i>answered question</i>								246
	<i>skipped question</i>								60
Answer Options	Support	Not Support	Undecided	Rating Average	Response Count				
	118	175	23	1.84	316				
	37%	55%	7%						



- A total of 316 individuals responded to this question (246 in the online survey and 70 in the workshop survey).
- Just over one third, (118 or 37%) of respondents strongly support, support or somewhat support opening access to the roadway north of the existing off leash parking lot and the addition of 40 additional parking stalls.

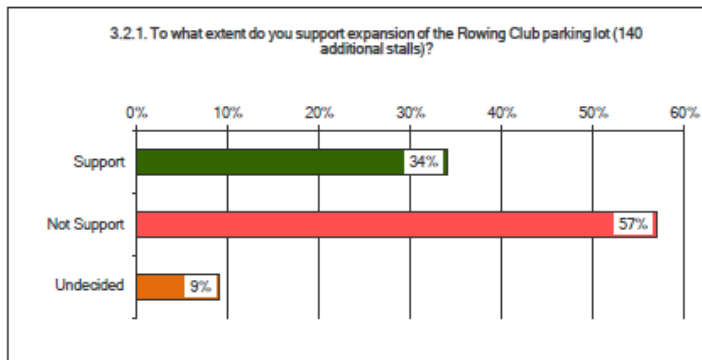
- Just over one half (175 or 55%) somewhat do not support, do not support or strongly do not support opening access to the roadway north of the existing off leash parking lot and the addition of 40 additional parking stalls.
- A further 23 (7%) were undecided or not sure.

Question 43: Please explain what you like or dislike about the parking option.

- Just over half of respondents do not support this option, indicating that additional parking is not needed, the number of stalls seems excessive, the location is too close to the off leash area; and increases the potential for vehicle-dog collisions.
- See Online Survey & Workshop What We Heard reports for full comments.

Question 44: To what extent do you support expansion of the Rowing Club parking lot (140 additional stalls)?

3.2.1. To what extent do you support or not support this parking option?									
Answer Options	Strongly Support	Somewhat Support	Support	Somewhat Not Support	Strongly Not Support	Not Sure	Rating Average	Response Count	
	4	11	9	9	34	3	3.96	70	
								answered question	70
								skipped question	24
3.2.1. To what extent do you support expansion of the Rowing Club parking lot (140 additional stalls)?									
Answer Options	Support	Somewhat Support	Somewhat Not Support	Not Support	Undecided	Rating Average	Response Count		
	38	46	42	96	26	3.10	248		
								answered question	248
								skipped question	58
Answer Options	Support	Not Support	Undecided	Rating Average	Response Count				
	108	181	29	1.84	318				
	34%	57%	9%						



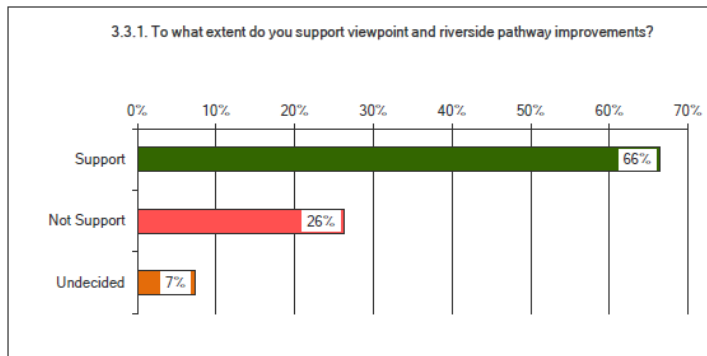
- A total of 318 individuals responded to this question (248 in the online survey and 70 in the workshop survey).
- Just over one third, (108 or 34%) of respondents strongly support, support or somewhat support expansion of the Rowing Club parking lot (140 additional stalls).
- Just over one half (181 or 57%) somewhat do not support, do not support or strongly do not support expansion of the Rowing Club parking lot (140 additional stalls).
- A further 29 (9%) were undecided or not sure.

Question 45: Please explain what you like or dislike about the parking option (Expansion of the Rowing Club Parking Lot.

- Over half of respondents do not support expanding the Rowing Club Parking Lot by 140 stalls, indicating it is not needed, is excessive, and all parking should be shared parking and not assigned to a specific user group.
- The one third who support the parking option noted additional parking is needed (especially if Yorath House is developed).
- See Online Survey & Workshop What We Heard reports for full comments.

Question 46: To what extent do you support viewpoint and riverside pathway improvements?

3.3.1. To what extent do you support or not support this pathway and viewpoint improvement option?									
Answer Options	Strongly Support	Somewhat Support	Support	Somewhat Not Support	Strongly Not Support	Not Sure	Rating Average	Response Count	
	17	12	16	7	14	4	3.01	70	
								<i>answered question</i>	70
								<i>skipped question</i>	24
3.3.1. To what extent do you support viewpoint and riverside pathway improvements?									
Answer Options	Support	Somewhat Support	Somewhat Not Support	Not Support	Undecided	Rating Average	Response Count		
	110	55	21	41	19	2.20	246		
								<i>answered question</i>	246
								<i>skipped question</i>	60
Answer Options	Support	Not Support	Undecided	Rating Average	Response Count				
	210	83	23	1.84	316				
	66%	26%	7%						



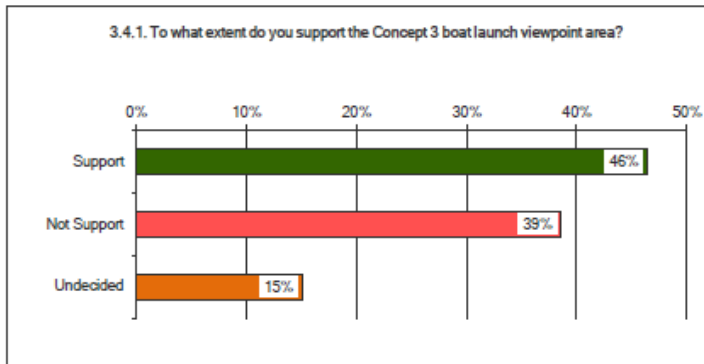
- A total of 316 individuals responded to this question (246 in the online survey and 70 in the workshop survey).
- Two thirds, (210 or 66%) of respondents strongly support, support or somewhat support viewpoint and riverside pathway improvements.
- One quarter (83 or 26%) somewhat do not support, do not support or strongly do not support viewpoint and riverside pathway improvements.
- A further 23 (7%) were undecided or not sure.

Question 47: Please explain what you like or dislike about providing viewpoints and riverside pathway and improvements.

- The majority of respondents support some types of viewpoints and riverside path improvements, noting they would be nice and provide enjoyment to many people, would be a place for sitting and safe viewing of the river for families and those not so able bodied, and would stabilize the bank and trails.
- Non-supporters felt the improvements were not necessary, and concerns were noted regarding erosion, cost, and taking away from the natural experience of the park and trails.
- See Online Survey & Workshop What We Heard reports for full comments.

Question 48: To what extent do you support the Concept 3 boat launch viewpoint area?

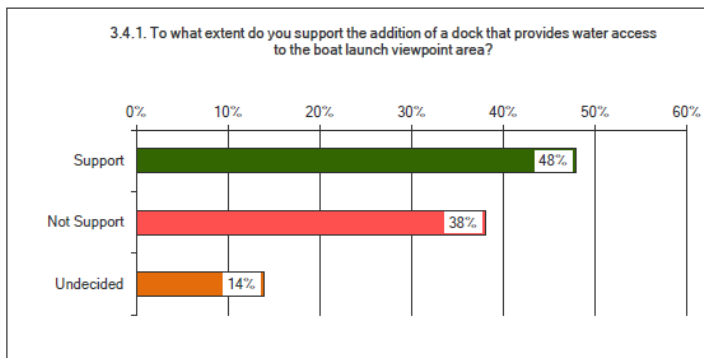
3.4.1. To what extent do you support or not support this boat launch area option?									
Answer Options	Strongly Support	Somewhat Support	Support	Somewhat Not Support	Strongly Not Support	Not Sure	Rating Average	Response Count	
	7	6	10	14	28	6	3.96	71	
								answered question	71
								skipped question	23
3.4.1. To what extent do you support the Concept 3 boat launch viewpoint area?									
Answer Options	Support	Somewhat Support	Somewhat Not Support	Not Support	Undecided	Rating Average	Response Count		
	61	64	22	59	42	2.83	248		
								answered question	248
								skipped question	58
Answer Options	Support	Not Support	Undecided	Rating Average	Response Count				
	148	123	48	1.84	319				
	46%	39%	15%						



- A total of 319 individuals responded to this question (248 in the online survey and 71 in the workshop survey).
- Almost half, (148 or 46%) of respondents strongly support, support or somewhat support the Concept 3 boat launch viewpoint area.
- Just over one third (123 or 39%) somewhat do not support, do not support or strongly do not support the Concept 3 boat launch viewpoint area.
- A further 48 (15%) were undecided or not sure.

Question 49: To what extent do you support the addition of a dock that provides water access to the boat launch viewpoint area?

3.4.1. To what extent do you support or not support this boat launch area option?									
Answer Options	Strongly Support	Somewhat Support	Support	Somewhat Not Support	Strongly Not Support	Not Sure	Rating Average	Response Count	
	7	6	10	14	28	6	3.96	71	
								answered question	71
								skipped question	23
3.4.1. To what extent do you support the addition of a dock that provides water access to the boat launch viewpoint area?									
Answer Options	Support	Somewhat Support	Somewhat Not Support	Not Support	Undecided	Rating Average	Response Count		
	62	66	17	61	38	2.78	244		
								answered question	244
								skipped question	62
Answer Options	Support	Not Support	Undecided	Rating Average	Response Count				
	151	120	44	1.84	315				
	48%	38%	14%						



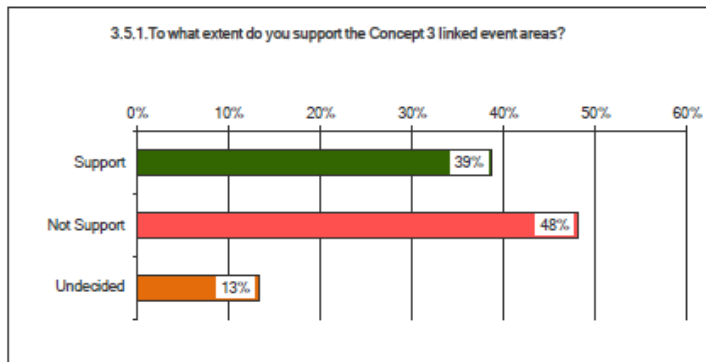
- A total of 315 individuals responded to this question (244 in the online survey and 71 in the workshop survey).
- Almost half, (151 or 48%) of respondents strongly support, support or somewhat support the addition of a dock that provides water access to the boat launch viewpoint area.
- Just over one third (120 or 38%) somewhat do not support, do not support or strongly do not support the addition of a dock that provides water access to the boat launch viewpoint area.
- A further 44 (14%) were undecided or not sure.

Question 50: Please explain what you like or dislike about the Concept 3 boat launch viewpoint area.

- Just over half of respondents like the Concept 3 boat launch viewpoint area, noting this design is beautiful and showcases the river valley and provides the most access to the water with the ramped walkway.
- Concerns noted related to cost, safety of the design, and the extensive infrastructure not necessary and inconsistent with the overall intent and use of the park.
- See Online Survey & Workshop What We Heard reports for full comments.

Question 51: To what extent do you support the Concept 3 linked event areas?

3.5.1.To what extent do you support or not support this event areas option?								
Answer Options	Strongly Support	Somewhat Support	Support	Somewhat Not Support	Strongly Not Support	Not Sure	Rating Average	Response Count
	6	8	1	12	31	5	4.10	63
								answered question skipped question
								63 31
3.5.1.To what extent do you support the Concept 3 linked event areas?								
Answer Options	Support	Somewhat Support	Somewhat Not Support	Not Support	Undecided	Rating Average	Response Count	
	58	47	28	78	36	2.95	247	
								answered question skipped question
								247 59
Answer Options	Support	Not Support	Undecided	Rating Average	Response Count			
	120 39%	149 48%	41 13%	1.84	310			



- A total of 310 individuals responded to this question (247 in the online survey and 63 in the workshop survey).
- Just over one third, (120 or 39%) of respondents strongly support, support or somewhat support the Concept 3 linked event areas.
- Almost one half (149 or 48%) somewhat do not support, do not support or strongly do not support the Concept 3 linked event areas.
- A further 41 (13%) were undecided or not sure.

Question 52: Please explain what you like or dislike about this option for the event areas.

- Almost one half do not support the linked event area option, noting concerns regarding impacts on the natural environment, better to have separate event spaces, and a desire not to have large events in BVLP when Hawrelak Park is just across the river.
- Supporters noted this would provide greater connectivity between park spaces, and would provide opportunities for a wider variety of events.
- See Online Survey & Workshop What We Heard reports for full comments.

Question 53: Concept 3 additional comments: Please provide any additional comments you may have regarding what you like or dislike about the options identified in Concept 3.

- Concerns were noted about overdevelopment and keeping it natural, reduction in the off leash area, increase in parking, cost of development, and providing a freeway for bikers.
- See Online Survey & Workshop What We Heard reports for full comments.

ALL CONCEPTS

Question 54: General comments: Please provide any additional comments you may have regarding the entire project and/or its individual elements.

- A range of comments were received.
- Supporters like the ideas and look forward to seeing improvements in Laurier Park, and revitalization of the river valley
- More organized parking, some path improvements and washrooms were noted as positive options; however, others felt that too much parking was proposed and that parking requirements are often over calculated.
- Concerns about cost, keeping the area natural, fencing and reducing the size of off leash areas (preference for expansion), and maintaining river access for dogs were noted.
- Other comments related to how public input would be used in developing the plan, as well as the need for improved signage, bylaw enforcement, better maintenance, and better separation of conflicting uses (e.g., cyclists, dogs, walkers),
- See Online Survey & Workshop What We Heard reports for full comments.

ABOUT YOU

Question 55: On average, approximately how often do you visit Buena Vista / Sir Wilfrid Laurier Park?

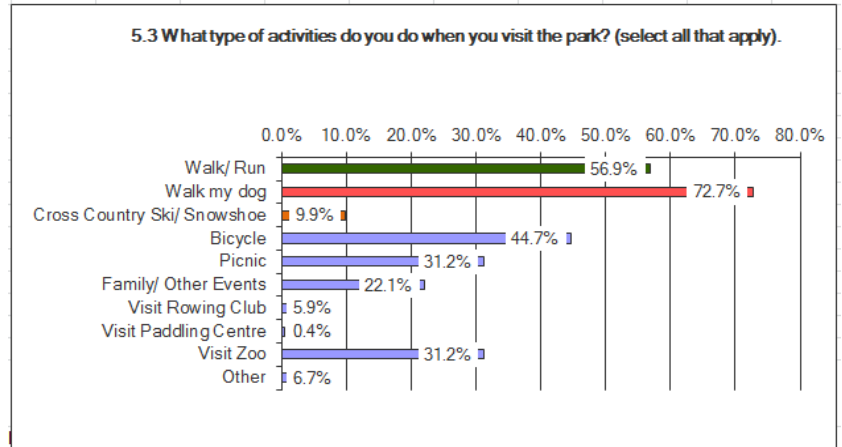
Daily	2-4 times a week	Weekly	Once or twice a month	Regularly on a Seasonal Basis	Once or twice a year	Never	Rating Average	Response Count
60 24%	75 29%	46 18%	33 13%	25 10%	12 5%	4 2%	2.76	255

Question 56: If you said “Never”, please tell us why you don’t use the park.

- Non-users indicated they live too far away, didn’t realize the park was there or had any amenities, didn’t know about the pedestrian bridge, or had used the park in the past but not a lot since being knocked off their bike by a large dog.
- See Online Survey & Workshop What We Heard reports for full comments.

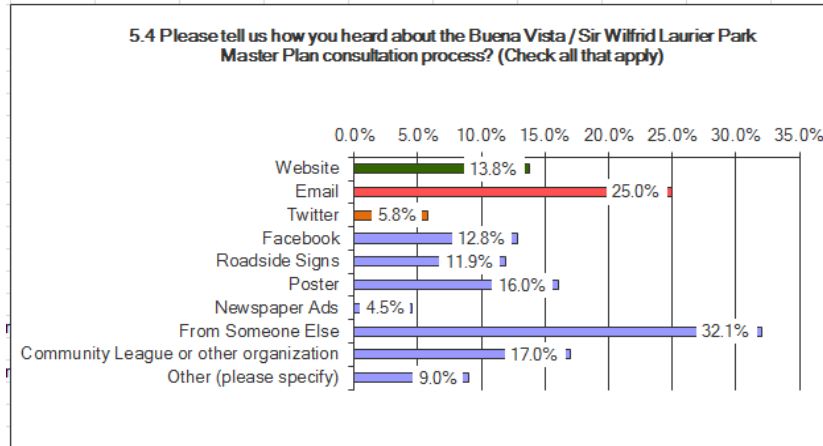
Question 57: What type of activities do you do when you visit the park? (select all that apply).

5.3 What type of activities do you do when you visit the park? (select all that apply)		
Answer Options	Response Percent	Response Count
Walk/ Run	56.9%	184
Walk my dog	72.7%	241
Cross Country Ski/ Snowshoe	9.9%	37
Bicycle	44.7%	146
Picnic	31.2%	90
Family/ Other Events	22.1%	71
Visit Rowing Club	5.9%	20
Visit Paddling Centre	0.4%	1
Visit Zoo	31.2%	95
Other	6.7%	23
Other (please specify)		30
answered question		329
skipped question		63



Question 58: Please tell us how you heard about the Buena Vista / Sir Wilfrid Laurier Park Master Plan consultation process? (Check all that apply).

5.4 Please tell us how you heard about the Buena Vista / Sir Wilfrid Laurier		
Answer Options	Response Percent	Response Count
Website	13.8%	43
Email	25.0%	78
Twitter	5.8%	18
Facebook	12.8%	40
Roadside Signs	11.9%	37
Poster	16.0%	50
Newspaper Ads	4.5%	14
From Someone Else	32.1%	100
Community League or other organization	17.0%	53
Other	9.0%	28
answered question		312
skipped question		80



Question 59: In what neighbourhood or community do you live?

Community/Neighbourhood	Number	Community/Neighbourhood	Number	Community/Neighbourhood	Number
Alberta Avenue	2	Grandview	1	Oxford	1
Aldergrove	4	Greenfield	1	Parkallen	5
Antler Lake	1	Groat Estates	1	Parkdale	1
Argyll	1	Grovenor	11	Parkview	25
Belgravia	1	Hamptons	1	Patricia Heights	4
Belmead	1	Hazeldean	1	Pleasantview	1
Blackburne Creek	1	High Park	1	Prince Rupert	2
Britannia	1	Highlands	1	Queen Mary Park	4
Brookside	1	Idylwyld	1	Rio Terrace	6
Buena Vista	5	Inglewood	1	Riverbend	4
Callingwood	3	Jamieson	1	Riverdale	1
Canora	1	Jasper Park	1	Rossdale	1
Capilano	3	Laurier Heights	43	Royal Gardens	1
Castle Downs	5	Lessard	2	Sherbrooke	1
Clareview	2	Lewis Estates	2	Sherwood	1
Crestwood	13	Lymburn	1	Spruce Grove	1
Dechene	3	Lynwood	9	Strathcona	2
Dovercourt	1	Mayfield	4	Strathearn	1
Downtown	8	McKernan	2	Summerlea	1
Duggan	1	McQueen	2	Terwillegar	6
Ekota	1	Meadowlark	8	Thornclyff	1
Elmwood	3	Mill Creek	1	Valleyview	7
Garneau	3	Millwoods	4	Wellington	1
Fulton Place	1	Montrose	1	West Jasper Place	4
Garneau	5	North Glenora	4	West Meadowlark	2
Glenora	16	Old Strathcona	1	Westmount	7
Glenwood	1	Oliver	5	Westwood	1
Goldbar	1	Ormsby	2	Windsor Park	1
Grandin	1	Ottwell	1	Winterburn	1
				Woodcroft	4

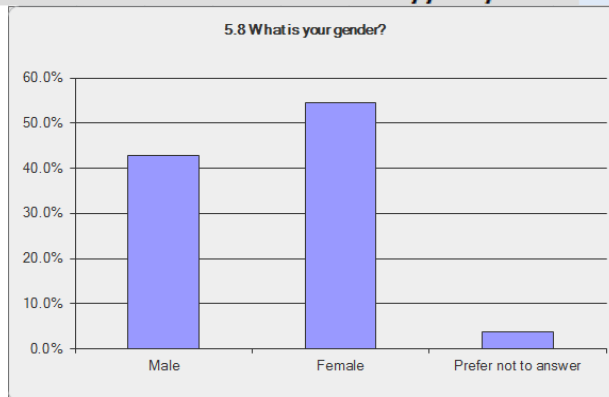
Question 60: What are the first three digits of your Postal Code?

Postal Code	Number	Postal Code	Number	Postal Code	Number
T3R	1	T5S	1	T6J	2
T5B	3	T5T	18	T6K	3
T5G	5	T5W	1	T6L	3
T5H	4	T5X	3	T6M	8
T5J	2	T5Y	2	T6R	7
T5K	7	T6A	4	T6V	3
T5L	3	T6B	1	T6W	2
T5M	16	T6C	4	T7X	1
T5N	42	T6E	7	T8A	2
T5P	13	T6G	11		
T5R	116	T6H	9		

- A total of 307 responses were provided to this question, and 84 respondents skipped the question.

Question 61: What is your gender?

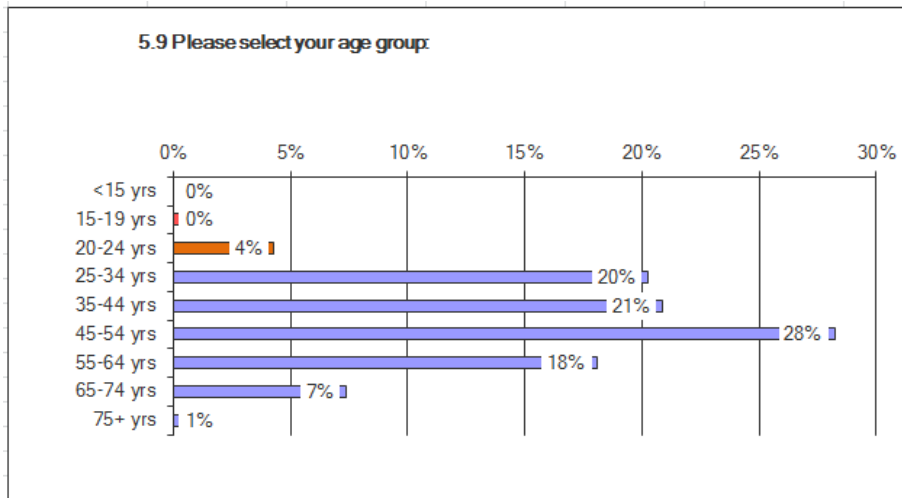
5.8 What is your gender?		
Answer Options	Response Percent	Response Count
Male	42.8%	140
Female	54.4%	178
Prefer not to answer	3.7%	12
<i>answered question</i>		327
<i>skipped question</i>		65



- 43% of the respondents to the survey were male, accounting for 140 responses
- 54% of the respondents to the survey were female, accounting for 178 responses
- 12 respondents preferred not answer the question.

Question 62: Please select your age group.

5.9 Please select your age group:											Rating Average	Response Count
Answer Options	<15 yrs	15-19 yrs	20-24 yrs	25-34 yrs	35-44 yrs	45-54 yrs	55-64 yrs	65-74 yrs	75+ yrs			
	0	1	14	66	68	92	59	24	2			
	0%	0%	4%	20%	21%	28%	18%	7%	1%			
											<i>answered question</i>	326
											<i>skipped question</i>	66



- The majority of respondents were between 25 and 74 years of age.
- The largest number of respondents were between 45 and 54 years of age (28%), followed by those aged 35 to 44 (21%), and 25 to 34 (20%).
- There were no respondents under 15 years of age, and only 1 aged 15 to 19 years.
- Approximately 8% of respondents were over 65 years of age.
- A total of 66 respondents did not provide their age group.