

# What Goes Where?

## FOOD SCRAPS

Liners are optional.

**Paper** and **plastic** liners can be used to hold food scraps.



Scraps and peelings



Spoiled food and dairy products



Meat and bones Fish and shellfish



Coffee grounds, Food-soiled paper filters and tea bags towels and napkins



### Scrape your plate here

Put your unwanted table scraps into the pail or cart.



### Use WasteWise!

View your calendar, receive collection day reminders, and search items to help you sort waste.

[edmonton.ca/Waste](http://edmonton.ca/Waste)

## RECYCLING

Keep items **loose**.

**Rinse** and **dry** containers.

**Bundle** large pieces of cardboard.

**Place underneath** your blue bag.



Plastic containers (jugs, tubs, bottles, jars)



Stretchy plastic bags (stuff into one and tie closed) Plastic take-out and clamshell containers



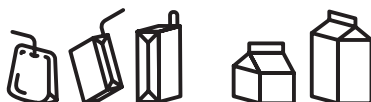
Pizza boxes (remove liners) and cardboard (flatten)



Paper egg cartons and trays



Glass bottles and jars Metal beverage and food cans



Drink pouches and cartons Milk cartons




Newspaper, envelopes, flyers and office paper (no shredded paper) paper gift wrap

## GARBAGE

Bags are optional.

Put in the **garbage cart**.

Cart **lid** must **close**.



Snack wrappers and bags Foil and plastic wrap



Single-use plates and utensils Paper / Styrofoam take-out containers



Styrofoam (or take large pieces to an Eco Station for recycling)



Worn-out clothing and toys



Disposable gloves, masks and diapers



Cat litter (please bag), bagged pet waste and pet hair



Bubble wrap, padded envelopes and shredded paper Foil gift wrap and tissue paper



Can't find your item? Use the **WasteWise app** to find out where it goes. Download it for free or use it online at [edmonton.ca/WasteWise](http://edmonton.ca/WasteWise)



## YARD WASTE

Set out for **seasonal collection**, put in a **paper** or **see-through plastic** bag.

· or ·

**Go bagless** and leave it on your lawn.

· or ·

**Drop off** at an **Eco Station**.

Free if in paper bags or loose.

· or ·

**Top up** your **food scraps** cart.



Leaves and grass (or go bagless)

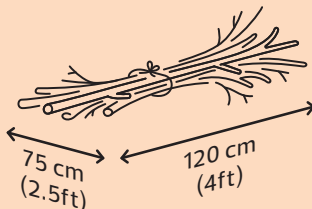


Fallen tree fruit      Garden trimmings, dead plants and cones



Bark, branches and twigs

**Bundle** (tie) long twigs and branches with **string made from natural fibres**.



## Compost at home

Home composting is still the best thing to do with yard waste and food scraps.



[edmonton.ca/Compost](http://edmonton.ca/Compost)

## HAZARDOUS WASTE

### Drop it off at an Eco Station

Residential hazardous waste only.  
\*Fees may apply for some items.


For accepted items, locations and fees, visit [edmonton.ca/EcoStations](http://edmonton.ca/EcoStations)



Light bulbs and fluorescent tubes



Batteries (all kinds)



Tires

Furniture\*



Paint and stains (including aerosols)

Chemicals and cleaners



Washing machines, dryers, dishwashers and stoves



Motor oil, oil filters

Automotive fluids and fuel

Propane tanks



Fridges, freezers, air conditioners\*



Appliances and power tools



Lawnmowers (fluids drained)

Scrap metal



Electronics (anything with a cord or battery)



Yard waste (tree stumps, trunks and roots)



Construction and home renovation materials\*

## Donate items in good condition to the Reuse Centre.

[edmonton.ca/ReuseCentre](http://edmonton.ca/ReuseCentre)

You can also donate to nonprofit organizations, for locations visit [edmonton.ca/ReuseDirectory](http://edmonton.ca/ReuseDirectory)

