



[edmonton.ca/Waste](https://edmonton.ca/Waste)


.....

# Waste Collection at Apartments and Condos

**A Guide for Residents**

**Edmonton**

Second Edition V2 · January 2024



# Table of Contents

## 1 Welcome

.....

- food scraps, recycling and garbage

## 2 Getting started

.....

- finding space for food scraps and recycling
- waste sorting resources
- emptying containers
- cleaning your food scraps pail

## 4 Why are we doing this?

.....

- food scraps
- recyclables

## 5 Have a question?

.....

- [edmonton.ca/Waste](http://edmonton.ca/Waste)
- WasteWise
- 311
- illegal dumping

## 6 WasteWise

.....



- online tool
- mobile app

# Welcome

.....


Your new building has food scraps and recycling collection. You will find three separate containers located at every disposal location.

Please separate food scraps and recyclables from your garbage and place each in the correct container.



# Getting started

.....




## Step 1

.....

**Check on your counter or under your sink for a food scraps pail.** If the previous residents have taken it, you can use any container with a tight-fitting lid to hold your food scraps (like an ice cream pail).

You may line your pail with any type of paper or plastic bag to keep everything tidy. We remove the bag as part of the composting process.

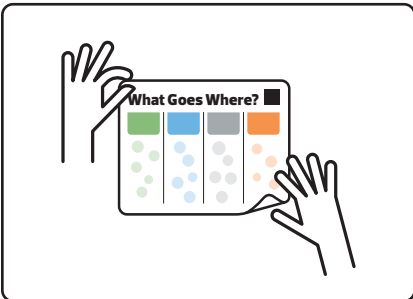


## Step 2

.....

**Find a place to store your recycling.**

A blue bag or old box will work great. You do not need to bag your recycling if you don't want to.

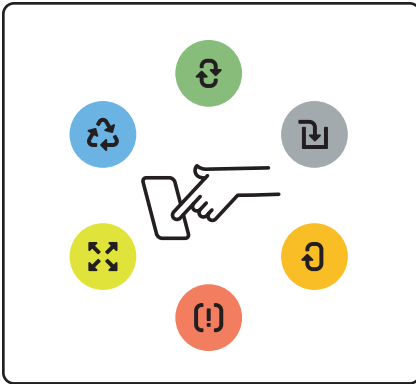


## Step 3

.....

**Post your What Goes Where poster**

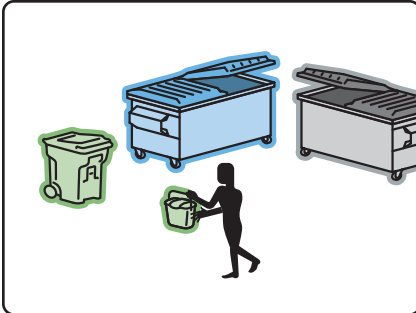
in a convenient location and refer to it when sorting your waste.



### Step 4


.....  
**Download the WasteWise app or use it online.** WasteWise can help you sort items not listed on the What Goes Where poster. (See the back cover of this booklet)

**Now you're ready to sort your waste!**



### Step 5

.....  
**Throughout the week, empty your containers into the correct bin or cart** in your building's waste room or disposal area. Put recycling in the blue bin. Put food scraps in the green bin or cart and close the lid.



### Step 6

.....  
**Regularly clean your food scraps pail** to minimize odours. Use dish soap or vinegar, or put it in your dishwasher.

# Why are we doing this?



When food scraps are sent to a landfill, they produce methane, a powerful greenhouse gas. When they are separated from garbage, they can be turned into compost and energy, reducing emissions.

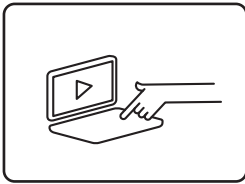
When recyclable items are separated from garbage, they can be sorted and sent to manufacturers and made into new products. This conserves natural resources and reduces emissions.

Single-family homes in Edmonton already sort their waste into food scraps, recycling and garbage. Between now and the end of 2027, people living in apartments and condos will begin doing the same.

**Thank you for sorting your waste!**

# Have a question?

---



## **Visit** **[edmonton.ca/Waste](http://edmonton.ca/Waste)**

---

Get more information,  
watch videos and more.



## **WasteWise**


---

See the back of this  
booklet to learn more.



## **Contact 311**

---



## **Report Illegal Dumping**

---

To ensure your waste  
can be collected, tell your  
property manager if you  
see items in or around  
your bin that are oversized  
or don't belong there.





# Download the WasteWise app

WasteWise is a search tool that helps residents sort their recycling, food scraps and garbage.

Use it online at [edmonton.ca/WasteWise](https://edmonton.ca/WasteWise), or download the free app from the Google Play or Apple App stores.



WasteWise is available in 14 languages.

English • čeština • Deutsch • Español  
Français • Magyar • 日本語 • ភាសាខ្មែរ  
한국어 • ਪੰਜਾਬੀ • Português • Русский  
Tiếng Việt • 简体中文



.....  
**edmonton.ca/Waste**  
Waste Collection at Apartments  
and Condos · A Guide for Residents  
.....  
Second Edition V2 · January 2024

