

Planning and Environment Services Branch

Edmonton

April 2025 Employee Check-in

Summary Report

The City of Edmonton checks in with employees two times a year.

In **April 2025**, 14 questions were asked to all City of Edmonton employees to see how employees are doing in regards to the six positive employee experience dimensions listed below.

93 of **133** Planning and Environment Services employees responded (**70%**).



Meaningful Work

I feel connected to the City's Vision through purposeful work



Growth Opportunities

I am supported to develop my skills and accomplish my career goals



Supportive Environment

I feel respected and recognized for my unique contributions



Wellness

I feel safe and secure and am supported to achieve wellness



Trust in Leadership

I observe leaders listening, communicating transparently, and inspiring



Empowered Employees

I share my thoughts on how to improve and support improvement

Survey Topics

1. How happy are you working at the City of Edmonton?
2. I would recommend the City of Edmonton as a great place to work.
3. How are you doing?
4. I am satisfied with my involvement in decisions that affect my work.
5. I receive feedback on how I can improve from my direct supervisor.
6. I have good opportunities to learn and grow at the City of Edmonton.
7. My direct supervisor acknowledges my contributions at work.






Survey Topics

- | | |
|-----|--|
| 8. | I am able to successfully balance my work and personal life. |
| 9. | The City of Edmonton does a good job communicating with employees. |
| 10. | My direct supervisor provides me with clear expectations about my work. |
| 11. | The support and resources for mental health and well-being that are available to me are effective. |
| 12. | I feel safe at my workplace. |
| 13. | I am treated with respect at my workplace. |
| 14. | What would help you feel more supported right now? (open ended) |



Scores by Topic







Topic/Question	Score	City	Trend*
1. How happy are you working at the City of Edmonton?	69	69	 Increase of 3 points since May 2024
2. I would recommend the City of Edmonton as a great place to work.	69	68	 Increase of 3 points since May 2024
3. How are you doing?	60	63	 Increase of 3 points since May 2024

*Trend compares scores to previous Employee Check-in Survey

Scores by Topic



Topic/Question	Score	City	Trend*
4. I am satisfied with my involvement in decisions that affect my work.	61	65	 Decrease of 1 points since March 2021
5. I receive feedback on how I can improve from my direct supervisor.	72	72	 Increase of 1 point since March 2023
6. I have good opportunities to learn and grow at the City of Edmonton.	61	62	 Decrease of 2 points since Sept 2023
7. My direct supervisor acknowledges my contributions at work.	79	77	 Decrease of 5 points since Sept 2023

*Trend compares scores to previous Employee Check-in Survey

Scores by Topic





Topic/Question	Score	City	Trend*
8. I am able to successfully balance my work and personal life.	71	70	No change since March 2023
9. The City of Edmonton does a good job communicating with employees.	67	62	 Increase of 5 points since Dec 2020
10. My direct supervisor provides me with clear expectations about my work.	74	77	 Decrease of 2 points since March 2023
11. The support and resources for mental health and well-being that are available to me are effective.	61	63	 Increase of 4 points since May 2024

*Trend compares scores to previous Employee Check-in Survey

Scores by Topic



Topic/Question	Score	City	Trend*
12. I feel safe at my workplace.	83	71	 Increase of 2 point since May 2024
13. I am treated with respect at my workplace.	76	74	 Decrease of 2 points since Oct 2021
14. What would help you feel more supported right now? (open ended)	N/A	N/A	Communication, Career Opportunities, Decision Making, Culture and Learning & Development

*Trend compares scores to previous Employee Check-in Survey