



PEACE OFFICER STATISTICS - JULY 2025 UPDATE

City Peace Officers are highly trained professionals who are held to the highest accountability standards and are governed by multiple layers of oversight. This includes provincial legislation, stringent guidelines and mandatory reporting for the provincial Peace Officer Program, and adherence to the [City's Code of Conduct](#), policies, and internal processes. Committed to transparency, the City of Edmonton publicly reports on use-of-force events and Peace Officer complaints every six months.









From January 1 to June 30, 2025, Peace Officers recorded 49,304 files. A file can be generated by calls for service from the public or proactively by Peace Officers.

Use-of-Force Events: January - June 2025

Peace Officers have a range of response options, including officer presence, verbal commands, soft empty hand techniques (such as grabs, holds, escorts, and waking or rousing individuals), hard empty hand techniques (such as strikes), and intermediate weapons (such as a baton or Oleoresin Capsicum/OC/pepper spray). During their duties, it may become necessary for Peace Officers to use force if the exercise of persuasion, advice, and warning is insufficient. The force used should be commensurate with the perceived threat in the situation.

Use-of-force events are documented and reviewed by supervisors and management. In most cases, the use of force is found to be reasonable. However, if an inappropriate use of force is suspected based on the event and report, the file is referred to a professional standards investigator for further review and potential investigation. If circumstances merit, the matter is referred to the Edmonton Police Service for criminal investigation.

- Total Use-of-Force Events:** 124 events, representing a nominal increase of 3.3% from last year. Peace Officers recorded nearly 20% more files compared to this time last year; as a result, the proportion of use-of-force events remains stable at 0.3% or 3 events per 1000 files—unchanged from 2024.
- Major Event Types:** A small number of event types account for 85% of all use-of-force events; these include assault (35%), trespassing (23%), obstruction of a Peace Officer (20%), and trouble with persons (6%).

Incidents (Jan-Jun)	2021	2022	2023	2024	2025	2025 vs. 2024	5 Yr Avg	2025 vs. 5 Yr Avg	Trend
Hard Empty Hand Techniques	67	90	102	114	116	1.8%	98	18.6%	
Intermediate Weapons	13	14	12	6	8	33.3%	11	-24.5%	
Total Use of Force	80	104	114	120	124	3.3%	108	14.4%	
Total Files	37,522	26,767	38,274	41,151	49,304	19.8%	38,604	27.7%	
% Use of Force Used in All Files	0.2%	0.4%	0.3%	0.3%	0.3%	0.0%	0.3%	-2.0%	
No. of Use of Force Files per 1000 Files	2	4	3	3	3	0.0%	3	0.0%	
No. of Intermediate Weapon Files per 1000 Files	0.3	0.5	0.3	0.1	0.2	100.0%	0.3	-28.6%	
No. of Hard Empty Hand Files per 1000 Files	1.8	3.4	2.7	2.8	2.5	-10.7%	2.6	-5.3%	

Notes: This analysis only considers hard empty-hand techniques and intermediate weapons in the use-of-force continuum. COVID-19 significantly impacted ridership and travel patterns during 2020-2022. **Hard empty-hand techniques** include physical control, strikes, and stuns designed to create reaction time and space for an officer to repel a physical attack, effect an arrest or radio for help. **Intermediate weapons** include baton and Oleoresin Capsicum (OC) spray.

Peace Officer Complaints and Reportable Events

As an authorized Peace Officer employer, the City must report specific use of force and other occurrences to the Public Security Peace Officer Program. In the context of City of Edmonton Peace Officers, those occurrences include:

- Use of Oleoresin Capsicum (OC) pepper spray
- Use of baton
- Weapon use by another person
- Peace Officer involved in serious injury or death of any person
- Peace Officer CPIC breach/violation
- Peace Officer injury or death
- Peace Officer assaulted by another person
- Disciplinary or non-disciplinary measures that have been enforced in accordance with the authorized employer and Human Resources policies and procedures
- Charge or arrest of a Peace Officer under an Alberta Act
- Charge or arrest of a Peace Officer under the Criminal Code of Canada, the *Controlled Drugs and Substances Act* or any other legislation in Canada
- Resignation or retirement of a Peace Officer
- Termination with cause of a Peace Officer
- Lost or stolen Peace Officer identification card
- Notice of public complaint of conduct
- Notice of an employer-initiated complaint of conduct
- Allegations of criminal charges
- Allegations of pursuit

Nine formal complaints and employer-initiated investigations were received, and all investigations have been closed. The number of formal complaints and reportable events has increased slightly compared to 2024. However, there has also been a significant increase in overall files recorded by Peace Officers so far in 2025.

Incidents (January-June)	2024	2025
Formal Complaints	6	9
Employer-initiated investigations	2	0
Written Public Complaints	4	9
Reportable Events*	22	29
Reportable - Use of Force	8	4
Reportable - Peace Officer Injury/Officer Assaulted/Weapon Used by Subject	14	25

*Reportable events include incident, investigative and administrative reporting requirements

Weapon and Assault Against Peace Officer Events: January - June 2025

In recent years, there has been an increase in weapon-related and assaults against Peace Officer files. We have included these data points to provide additional context for the use-of-force reporting.

- **Assaults:** Although rare, assaults on Peace Officers occur in approximately 0.1% of all files, a slight decrease from 2024.
- **Weapons:** Weapon-related files remain low, comprising about 1% of all files handled. While there has been a significant increase in weapons files from 2019 to 2025, these events began to trend downward in 2024, and the proportion of files where a weapon was encountered decreased by an additional 18% in 2025.

Incidents (Jan-Jun)	2021	2022	2023	2024	2025	2025 vs. 2024	5 Yr Avg	2025 vs. 5 Yr Avg	Trend
Assault Against Peace Officer	63	60	69	66	64	-3.0%	64	-0.6%	
Weapons-Related Files	282	400	518	437	429	-1.8%	413	3.8%	
Total Files	37,522	26,767	38,274	41,151	49,304	19.8%	38604	27.7%	
% Weapon Files/Total Files	0.8%	1.5%	1.4%	1.1%	0.9%	-18.1%	1.11%	-21.3%	

Note: Values are rounded for display. Percentage differences are calculated using unrounded figures (e.g., 5 Yr Avg = 64.4, 2025 = 64.0), which may result in small variances despite the rounded numbers appearing equal.