

# EMERGENCY PREP

Your neighbours will often be the first people on the scene with you during an emergency. Knowing your neighbours and preparing for emergencies together will help you act more quickly.

These action cards provide guidance on how you and your neighbours can get ready and support each other.

**CHANGE  
FOR CLIMATE**

Edmonton

## **EMERGENCY PREP ACTION CARDS:**

- P1** | Identify Local Risks
- P2** | Learn First Aid Together
- P3** | Create an Emergency Plan
- P4** | Get Ready for Poor Air Quality
- P5** | Get Ready for Extreme Heat
- P6** | Get Ready for Extreme Cold
- P7** | Get Ready for Ice & Snow
- P8** | Get Ready for Rainfall & Flooding
- P9** | Get Ready for High Winds
- P10** | Get Ready for Power Outages
- P11** | Create Emergency Kits
- P12** | Create a Tool Library

# Identify Local Risks



## WHY TAKE ACTION?


During extreme weather, dead branches, large puddles and other hazards can impact safety. Identify and address risks to improve neighbourhood safety.

### LEVEL:

**1** Low Effort



### TAGS:

 Low Cost


 Event


### SEASON:



## WHAT CAN YOU DO?

**Check your block or building** to identify potential hazards in areas prone to extreme cold, extreme heat, local flooding and high winds.

**Check trees** in your area for loose or dead branches. Identify low points where water pools. FireSmart™ your property to reduce risk. 

**Repeat each season** to assess changing conditions. Find out who can help address the problem and report concerns to them. 

**NEXT UP!** This action works well with...

- **P3** | Create an Emergency Plan
- **P11** | Create Emergency Kits

# Learn First Aid Together



## WHY TAKE ACTION?

Giving first aid before emergency services arrive can save lives. Get trained to help a loved one or neighbour in emergency situations.

### LEVEL:



**2** Mid Effort



### TAGS:



Event




Bulk Buy

### SEASON:



## WHAT CAN YOU DO?

**Take a first aid course.** You and your neighbours can register as a group. 

**Keep a first aid kit** and other basic emergency supplies in a common area for quick access.

**NEXT UP!** This action works well with...

- **P3** | Create an Emergency Plan
- **P11** | Create Emergency Kits

# Create an Emergency Plan



## WHY TAKE ACTION?

Emergency situations can put you and your neighbours at risk. Being prepared improves your ability to stay safe and recover from a disaster.

### LEVEL:



Mid Effort



### TAGS:



Low Cost


### SEASON:



2024

## WHAT CAN YOU DO?

**Collect contact information** so you can talk to your neighbours in an emergency. Remember, cell phones may not be working!

**Create an emergency plan** with information about neighbourhood hazards and what to do and where to meet in an emergency. Print a hard copy in case the internet isn't available. 

**NEXT UP!** This action works well with...

- **P2** | Learn First Aid Together
- **P11** | Create Emergency Kits



# Get Ready for Poor Air Quality



## WHY TAKE ACTION?

Wildfire smoke can make outdoor air unsafe and can affect air quality inside, too. Higher temperatures and lightning storms increase the risks of forest fires. This smoky air can linger for days.


### LEVEL:

**1** Low Effort



### TAGS:

 Low Cost

 Bulk Buy

### SEASON:





## WHAT CAN YOU DO?

**Learn about the Air Quality Health Index (AQHI)** and what to do when the ratings are poor.

**Check on neighbours** who may have breathing problems, like seniors and young children.

**Improve indoor air** by closing windows, making sure window and door seals are intact, and using an air filter.

**NEXT UP!** This action works well with...

- **P3** | Create an Emergency Plan
- **P11** | Create Emergency Kits

# Get Ready for Extreme Heat



## WHY TAKE ACTION?

Times of extreme heat are expected to become more common and severe. Having a plan for high temperatures can reduce the risk for people and pets.

### LEVEL:



Mid Effort



### TAGS:



Low Cost

### SEASON:



## WHAT CAN YOU DO?

**Check on neighbours**, older adults, family members and pets. Make sure they have access to drinking water.

**Identify spaces to cool down**, such as shady spots outside or inside at libraries or community centres. Help neighbours to cover windows and weatherstrip doors and windows to keep out heat.

**NEXT UP!** This action works well with...

- **P4, P6, P7, P8, P9** | Get ready for extreme weather conditions in all seasons
- **E2** | Conduct a Home Energy Assessment

# Get Ready for Extreme Cold



## WHY TAKE ACTION?

Edmonton can expect periods of extreme cold in winter, as low as  $-30^{\circ}\text{C}$  or even colder. Having a plan for extreme temperatures can reduce the risk for people and pets.

### LEVEL:



**2** Mid Effort



### TAGS:



Low Cost



Bulk Buy

### SEASON:



## WHAT CAN YOU DO?

**Check on neighbours**, older adults, family members and pets.

**Identify spaces to warm up**, such as warming shelters, cafes or community centres. Share information with your neighbours or offer to help them get there, if needed.

**Keep a winter emergency kit** in your car to share with others that includes blankets, extra clothing, first aid kit and water.

**NEXT UP!** This action works well with...

- **P7** | Get Ready for Ice & Snow
- **P11** | Create Emergency Kits
- **E2** | Conduct a Home Energy Assessment

# Get Ready for Ice & Snow



## WHY TAKE ACTION?

Sidewalks, driveways and pathways can get icy, causing falls and serious injuries. Removing ice and snow can help everyone move around safely.

## LEVEL:



Mid Effort



## TAGS:



Low Cost

## SEASON:



## WHAT CAN YOU DO?

**Avoid going outdoors or driving** in dangerous weather conditions with icy roads, heavy snow or reduced visibility.

**Identify the most icy locations** and remove the ice and snow. Keep shovels and sand in a shared location for neighbours to use. Help neighbours with mobility needs manage ice and snow on their property and in shared spaces.

**NEXT UP!** This action works well with...

- **P6** | Get Ready for Extreme Cold
- **E2** | Conduct a Home Energy Assessment



# Get Ready for Rainfall & Flooding



## WHY TAKE ACTION?

Edmonton can expect an increase in heavy rainfall events that can cause a higher risk of neighbourhood flooding. Being prepared for major rainstorms or rapid snowmelt can help prevent flooded basements and overwhelmed drainage systems.

## LEVEL:



**2** Mid Effort



## TAGS:



Low Cost




Event

## SEASON:



## WHAT CAN YOU DO?

**Research and share information** about local flood risks, and brainstorm ways to manage them.

**Before it rains**, host a seasonal eavestrough and drain clearing event to share tools and help each other. Contact EPCOR to book a free flood prevention inspection. 

**After it rains**, take a walk with your neighbours to identify low points where water is not draining properly.

**NEXT UP!** This action works well with...

- **P3** | Create an Emergency Plan
- **P11** | Create Emergency Kits
- **W5** | Assess for Home Flooding

# Get Ready for High Winds



## WHY TAKE ACTION?

High winds can happen at any time of the year. Wind poses safety risks by blowing loose branches and materials. Being prepared can help you and your neighbours stay safe while reducing property damage.

### LEVEL:



Mid Effort



### TAGS:



Low Cost

### SEASON:



## WHAT CAN YOU DO?

**Check buildings** with your neighbours to look for problems with shingles, siding, trees and gutters. Help ensure that bins, patio furniture and other loose items are secured.

**Inspect trees regularly** for large damaged, broken, split or hanging limbs. If removal or trimming is required, call 311 for City-owned trees or an arborist for privately owned trees. Contact EPCOR for trees that are too close to power lines.

**NEXT UP!** This action works well with...

- **P1** | Identify Local Risks
- **P10** | Get Ready for Power Outages

# Get Ready for Power Outages



## WHY TAKE ACTION?

Power outages can happen at any time of year, but extreme weather is a main cause. High winds and freezing rain can damage power lines, leading to outages. Having a plan and knowing what to do when the power goes out will help keep you and your neighbours safe and comfortable.

### LEVEL:



Mid Effort



### TAGS:




Low Cost

### SEASON:



## WHAT CAN YOU DO?

**Prepare emergency kits** as a group and ensure everyone has food, water and warmth. Plan ways to check in on each other and share updates when the internet or phone lines are down.

**Share equipment** during power outages. Identify if a neighbour has access to a backup generator or portable stove they can share. Remember, not all equipment is safe to use indoors. Always follow the manufacturer's recommendations. 

**NEXT UP!** This action works well with...

- **P9** | Get Ready for High Winds
- **P11** | Create Emergency Kits

# Create Emergency Kits



## WHY TAKE ACTION?

In a rare emergency, it could take days for businesses to reopen and to restore services, like power, water and telecommunications. Having emergency supplies for you, your loved ones and your neighbours will help manage any gaps in service.

### LEVEL:



**2** Mid Effort



### TAGS:



Bulk Buy




Event

### SEASON:



## WHAT CAN YOU DO?

Collect enough water, supplies, and non-perishable food for each household (including pets) to **last 72 hours or more**. Store these items in a common, known area for easy access in an emergency. 

Create an **inventory of the items** that different neighbours have that could be shared in an emergency, like generators, battery-powered lights and tools.

**NEXT UP!** This action works well with...

- **P2** | Learn First Aid Together
- **P10** | Create an Emergency Plan



# Create a Tool Library



## WHY TAKE ACTION?

Sharing resources like tools saves money and helps neighbours who don't have their own. Knowing what tools your neighbours have can also be helpful in an emergency.

### LEVEL:



**2** Mid Effort



### TAGS:



Low Cost



Bulk Buy

### SEASON:



## WHAT CAN YOU DO?

**Join the Edmonton Tool Library** or find out if there is an existing tool library near you. 

**Lend tools to neighbours** on your block or in your building and see which tools they are willing to lend out. You can also buy tools together for shared use. Keep a list of available tools and who is using them, or create an accessible community storage space.

**NEXT UP!** This action works well with...

- **E2** | Conduct a Home Energy Assessment
- **W6** | Start a Fix-it Club
- **W7** | Start a Repair Shed