

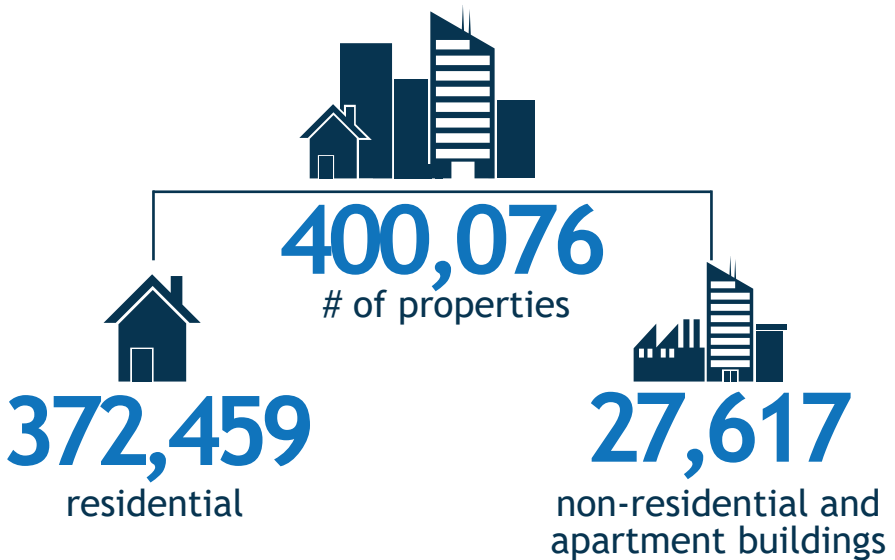
# EDMONTON PROPERTY ASSESSMENT:

Edmonton

## 2019 OVERVIEW



2019 property assessment notices reflect  
Edmonton market conditions as of July 1, 2018




[edmonton.ca/assessment](http://edmonton.ca/assessment)

# EDMONTON PROPERTY ASSESSMENT:

Edmonton

## RESIDENTIAL PROPERTIES



2019 property assessment notices reflect  
Edmonton market conditions as of July 1, 2018



**\$ 399,500**

median assessed value  
for a single-family home

decreased 0.8%



**\$ 193,500**

median assessed value  
of condominiums  
and townhomes

decreased 4.5%

**\$ 119.1 billion**  
total residential taxable assessed value

change by neighbourhoods  
typical single-family, detached homes

increased the most

between July 1, 2017  
and July 1, 2018

Lansdowne	+7.5%
Belgravia	+6.3%
Windsor Park	+6.2%
Skyrattler	+6.1%
Riverview Area	+5.8%

decreased the most

between July 1, 2017  
and July 1, 2018

Kinglet Gardens	-8.1%
Rundle Heights	-6.7%
Boyle Street	-6.4%
Cromdale	-4.5%
Lauderdale	-4.5%



[edmonton.ca/assessment](http://edmonton.ca/assessment)

# EDMONTON PROPERTY ASSESSMENT:

Edmonton

## HISTORY



total # of properties

388,074

2017

393,181

2018

400,076

2019



median assessed value  
of a single-family, detached home

\$ 397,000

2017

\$ 399,500

2018

\$ 399,500

2019



median assessed value  
of condominiums and townhomes

\$ 217,000

2017

\$ 211,000

2018

\$ 193,500

2019



[edmonton.ca/assessment](http://edmonton.ca/assessment)

# EDMONTON PROPERTY ASSESSMENT:

Edmonton

## MULTI- AND NON-RESIDENTIAL

JULY

1

2019 property assessment notices reflect  
Edmonton market conditions as of July 1, 2018



**27,619**

# of non-residential and  
apartment buildings

**\$ 56.8 billion**  
taxable assessed value

### change in median property values

Hotel/Motel	-16.0%
Industrial Condominium	-1.3%
Industrial	-0.4%
Office Suburban	-3.2%
Office Downtown	-0.9%
Retail	+5.1%
Retail Condominium	+2.0%
Retail Plaza	+4.5%
Shopping Centre	+3.9%
Special Purpose	0.0%

Multi-residential (apartment buildings)	-2.2%
--	-------



[edmonton.ca/assessment](http://edmonton.ca/assessment)

# ESTIMATED PROPERTY TAXES:

Edmonton

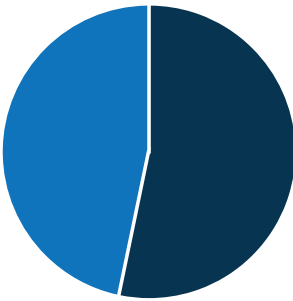
property  
tax bills  
mailed



property  
taxes  
due



2019 operating budget: City of Edmonton



**\$2.98** billion  
total operating budget

**~56%** to be collected  
in property taxes

**2.6%** estimated budget  
increase



impact on a typical homeowner  
median single-family, detached home is assessed at \$399,500

estimated  
municipal property  
taxes

**\$2,585**

provincial education  
property  
taxes

**TBD**

in April 2019



[edmonton.ca/assessment](http://edmonton.ca/assessment)