









-  Low Density Residential
-  Medium Density Residential
-  School/Park - Municipal Reserve
-  Neighbourhood Commercial
-  Stormwater Management Facility
-  Potential Pedestrian Access
-  Greenway - Municipal Reserve
-  Boundary of NSP



BYLAW 16640
CRYSTALLINA NERA EAST
 Neighbourhood Structure Plan
 (as amended)

Note:
 Location of collector roads and configuration of stormwater management facilities are subject to minor revisions during subdivision and rezoning of the neighbourhood and may not be developed exactly as illustrated.