

# URBAN RECYCLER

Winter 2017-18

Edmonton

Information you  
can't afford to trash

## Create memories, not waste!

Gift giving, gatherings, feasts and... garbage? The holiday season is a wonderful time of year, but it's also one of the most wasteful. In fact, Edmonton's household garbage production nearly *doubles* at the end of December, compared to other winter weeks. The good news? There are so many simple things we can do to reduce unwanted holiday waste! Here, Waste Services staff offer their favourite tips for a wasteless holiday season. Want more tips? Visit [edmonton.ca/wastelessholidays](http://edmonton.ca/wastelessholidays)



### Inside

Holiday recycling  
What goes where?  
Winter waste tips

"We reuse last year's greeting cards for gift tags and garlands. Any extras we bring to the Reuse Centre!" **Lino, Reuse Centre Attendant**



"We use real plates and cutlery during family gatherings, since disposables create so much waste and can't be recycled. To tackle dishes, our family works in teams."

**Dilcia, Edmonton Waste Management  
Centre Attendant**



"For our gift exchange, our family members each pull one name out of a hat. Because we're buying for only one person, we can invest a little more into the gift! I like to give experiences, like a dinner out at a restaurant or tickets to a show."

**Owen, Edmonton Waste Management  
Centre Attendant**

# Waste News



## Recycle right during the holidays



After you unwrap gifts and polish off those holiday treats, make sure you put the remaining waste in the right place.

### Yes! Put these in your recycling:



Cardboard boxes



Paper gift wrap (non-foil)



Beverage containers

Don't forget: Styrofoam packaging goes in the garbage!



Foil pie plates



Flyers & catalogues

### No! Keep these out of your recycling:



Christmas lights



Shiny (foil) gift wrap

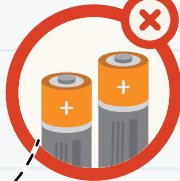


Disposable plates & cutlery



Styrofoam


Remember to take these to an Eco Station!




Batteries



Bows & ribbons



Tissue paper



## WasteWise is here to help

Use the app to find out where your waste items should go and sign up for collection day reminders. Don't want to download? No problem. Use it online at: [edmonton.ca/waste](http://edmonton.ca/waste).



## Don't give your collector the winter weather blues!

Even the coldest winter days don't stop hard-working collectors like Chad Wilson. To keep him safe from injury, make sure to:

- ★ **Clear snow** away from your garbage and recycling.
- ★ **Sand** icy sidewalks and walkways.
- ★ **Place waste close to the street or alley**, not on top or behind snow piles.



## Have trouble getting your waste to the curb?

Our Assisted Waste Collection Service can help. Visit: [edmonton.ca/assistedwaste](http://edmonton.ca/assistedwaste)



### Front street pick-up?

Place waste at the curb and park vehicles off the street.



### Back lane pick-up?

Place waste next to the lane.



Collector Chad Wilson lifts over 3,000 bags on a busy day. Setting out your waste properly keeps him safe.

# Setting out your waste

## If you live in a house

Your waste is collected on the same day every week – even on holidays (except for Christmas Day and New Year's Day).



Don't know your collection day? Call **311** or visit [edmonton.ca/waste](http://edmonton.ca/waste).



Remember: set out your waste by **7 a.m.!**

### Set out:

1. **Keep it light:** Your collector lifts thousands of bags each day. If you have trouble lifting your bag or can to the curb, it's too heavy.
2. **Use the right can:** Smaller than 100 L with fixed handles and no wheels.
3. **Package sharps:** Place broken glass, nails and metal scraps in a labelled box.
4. **Put recyclables in a blue bag:** Large cardboard boxes don't fit? Bundle (tie) them together and place underneath your bag.
5. **Store it, don't pour it:** Set out up to 1 L of cooking oil in a sealed, labelled container. Take larger volumes to an Eco Station.

Don't forget to rinse your containers!



Cut and tie branches into small bundles: less than 1.2 m (4 ft.) and 20 kg (44 lbs.).

# Eco Stations

Protect your health and our environment. Take your household hazardous waste and old electronics to an Eco Station.

## Waste tip!

Designate a bin to store small Eco Station items such as batteries, paint cans and electronics. Once it's full, take it to your nearest Eco Station.



## If you live in an apartment

### Set out:

1. Put recyclables in your building's blue bin.\*
2. Flatten boxes. It saves space in your blue bin.
3. Take old furniture, household hazardous waste and electronics to an Eco Station.

\*If your building doesn't have a blue bin, ask your property manager to call **780-496-5698** to discuss recycling options.

### Don't have a blue bin? Use a Recycling Depot!

Find one near you at:  
[edmonton.ca/recyclingdepots](http://edmonton.ca/recyclingdepots).



Andre Lima's family stores their Eco Station bin in the garage.

### There are four Eco Stations in Edmonton:

**Central** Strathcona 5150-99 Street  
**NE** Kennedale 5355-127 Avenue  
**NW** Coronation 11440-143 Street  
**SW** Ambleside 14710 Ellerslie Road

#### Winter Hours

(November - March)  
Tuesday - Saturday  
9 a.m. - 4:30 p.m.  
Closed holidays

#### Summer Hours

(April - October)  
Monday - Saturday  
9 a.m. - 6:30 p.m.  
Closed holidays

For more information, visit: [edmonton.ca/ecostations](http://edmonton.ca/ecostations).

**Please note:** Eco Stations are unable to accept commercial hazardous waste.

## Did you know?

Useable paint dropped off at Eco Stations is made available to residents, free of charge! **Limit four cans per visit.**





Clip me and put  
me on your fridge!

# What goes where?

DEC 2017

Edmonton

## Recycling

Include **ONLY** the items listed  
here in your recycling

### Paper and Cardboard

- ✓ Newsprint and household paper (not shredded)
- ✓ Magazines and catalogues
- ✓ Non-foil gift wrap
- ✓ Paper egg cartons
- ✓ Paperback books
- ✓ Cardboard boxes (flatten and remove packaging)
- ✓ Pizza boxes (remove liner)



### Plastic

- ✓ Household bottles and containers (e.g. vinegar, shampoo, detergent, margarine, yogurt, clamshells) - please rinse, labels OK
- ✓ Plastic bags (e.g. grocery, retail, bread, dry cleaning) - stuff into one bag and tie closed

### Metal

- ✓ Metal food cans (labels OK)
- ✓ Aluminum trays (e.g. pie plate)
- ✓ Empty non-hazardous aerosol cans



### Glass

- ✓ Glass jars and bottles only

### Beverage Containers

- ✓ Milk containers, juice boxes, beverage bottles, soda cans



### Remember!

Remove caps and lids and place them loosely in your recycling.

## Eco Stations



### Free Drop Off

#### Household Hazardous Waste

- ✓ Automotive oil, fluids and filters
- ✓ Batteries (all types)
- ✓ Corrosive and poisonous cleaners
- ✓ Light bulbs (all types) and fluorescent tubes
- ✓ Glues and adhesives
- ✓ Herbicides, pesticides and fertilizers
- ✓ Paints, stains and varnishes
- ✓ Pressurized containers (e.g. propane tanks, fire extinguishers)
- ✓ Syringes (put in a thick plastic container with screw-top lid, like a laundry detergent bottle)



#### Electronics and Appliances

- ✓ Anything with a battery or a cord (e.g. computers, TVs, toasters, stoves)
- ✓ VHS tapes



#### Scrap Metal

- ✓ BBQs, lawnmowers, automotive parts, etc.

#### Tires

- ✓ Passenger vehicle, motorcycle and ATV tires



### Fees Apply

#### Bulky Items

- ✓ Mattresses, furniture
- ✓ Appliances needing CFC removal (e.g. fridges)

#### Loose or Mixed Waste

- ✓ Construction scrap
- ✓ Soil, gravel, tree roots, stumps, etc.

**Fees:** Bulky items: \$8 - \$15 (size dependent). Appliances requiring CFC removal: \$15. Loose or mixed loads: \$28 - \$48+ (size dependent).

## Garbage

These items do not belong  
in your blue bag or blue bin

### Food Waste

- ✓ Table scraps, peelings, spoiled food, etc.
- ✓ Cooking oil (up to 1L in a sealed, labelled container. Set beside garbage.)



### Yard Waste

- ✓ Garden waste
- ✓ Grass clippings (or leave them on your lawn)

### Non-Recyclable Plastic

- ✓ CDs
- ✓ Chip bags and candy wrappers
- ✓ Coffee pods and K-cups
- ✓ Food wrap
- ✓ Garden hoses
- ✓ Plastic plates and cutlery
- ✓ Plastic toys

### Non-Recyclable Paper

- ✓ Shredded paper (or take to a recycling depot)
- ✓ Coffee/drink cups
- ✓ Foil gift wrap and tissue paper
- ✓ Paper towels
- ✓ Pet food bags



### Styrofoam

- ✓ All types

### Others

- ✓ Disposable diapers
- ✓ Shoes and worn-out clothing

### Items requiring double bagging

- ✓ Ashes
- ✓ Pet feces/kitty litter
- ✓ Floor sweepings, sawdust, and vacuum cleaner bags

**Don't see your  
waste item here?**

Find it on our **NEW**  
WasteWise app. Visit  
[edmonton.ca/waste](http://edmonton.ca/waste).



# Winter Waste Tips

## December


### CREATE MEMORIES NOT GARBAGE

#WASTELESSHOLIDAYS



Planning your holiday shopping? **Give experiences** like concert tickets, cooking classes, a day at a festival or a dinner out! Lifelong memories with no waste.

To reduce waste, **wrap gifts in reusable materials** like gift bags, cookie tins, tea towels and gift boxes.

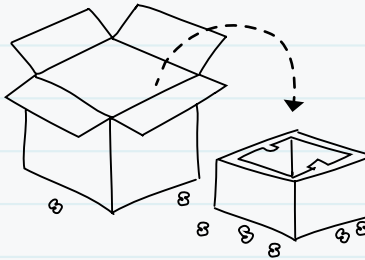


The **Reuse Centre** has a great selection of holiday decorations. You can purchase up to 50 kg of items for only \$5! [edmonton.ca/reusecentre](http://edmonton.ca/reusecentre)

Didn't eat all the food at your holiday party? Don't waste it. **Send leftovers home with guests.** Pack them in containers you won't miss, like margarine or yogurt tubs.

## January

Have lots of cardboard boxes leftover from holiday gifts? Take them to one of Edmonton's **Recycling Depots**. Remember to put any Styrofoam packaging in the garbage.



**Recycle your natural Christmas tree.** Check [edmonton.ca/waste](http://edmonton.ca/waste) for collection dates. Trees must be less than 2 m (6 ft) long and free of any decorations, lights, screws or nails.



## February

Live in an apartment or condo? **Recycle the right stuff!** Don't put appliances or extension cords in your blue recycling bin. They jam sorting machinery and can harm workers.

It's snowy out there. **Clear snow** from your waste collection site so we can find your waste and recycling.



## March

Spring weather brings freezing and thawing. **Sand your collection site** to help your collector avoid slips and falls.

Spring cleaning is around the corner. Bring your old paint, chemicals, TVs and electronics to an **Eco Station** for free.



**Have questions about your waste?** Contact us. Phone 311, email [wasteman@edmonton.ca](mailto:wasteman@edmonton.ca) or visit us at [edmonton.ca/waste](http://edmonton.ca/waste).