

URBAN RECYCLER

2017 Spring/Summer

Edmonton

Information you
can't afford to trash

Have you tried WasteWise yet?

Since it was launched last fall, nearly 6,500 Edmontonians have adopted the new waste sorting app, which has helped numerous households solve the age old debate of "garbage or recycle?"

Have a waste debate of your own to resolve? Download WasteWise for free or use it online at edmonton.ca/waste.



Inside

Reuse Centre turns 10!

What goes where?

Wise ways to cut
your waste



Food waste for thought

We just completed a project looking at what's in Edmonton's household garbage, and learned nearly 60 per cent is organics (food and yard waste).

U of A graduate student Amanda Evans conducted a study last summer to better understand the issue. Her results suggest we waste more food than we realize, since we tend to throw out small amounts at a time. "Although food and yard waste is composted by the City, it takes a lot of energy to collect and process it" she explains. "It's better to create less in the first place."

Amanda's favourite tip to reduce food waste?
"Plan meals ahead and shop with a list".

What's in our garbage?

(average yearly breakdown
for Edmonton houses)

22% food waste

37% yard waste

41% other waste

Waste News



Compost 'S cool is open for the season

Try out different compost bins, tools and methods at our compost education centre, located next to John Janzen Nature Centre! Staff are on site every weekend to answer your questions from May 13 to Labour Day.

Learn more at edmonton.ca/compost.



Reuse Centre turns 10!

"It's a neat story," begins Kristin Arnot, Reuse Centre Operations Coordinator. She's referring to the humble beginning of the Centre, which was born from volunteer-run Reuse Fairs. These one-day events rounded up reusable items that couldn't be donated elsewhere and made them available for residents and community organizations.

"The events were so popular that Edmontonians began asking for a year-round Reuse Fair," explains Arnot. The City responded with the creation of the Reuse Centre, now located on 83 Street and Argyll Road.

How it works:

You can donate over **250 types** of household items, which are made available in the store for reuse.

The Reuse Centre is turning 10 years old this summer. With your help, it's:

- ★ Kept **1,500 tonnes** of material out of landfill – the weight of 300 elephants.
- ★ Seen **200,000 people** through its doors to donate and purchase items.
- ★ Won a provincial **Emerald Award** for inspiring reuse.

For a list of accepted items, hours and programs, visit edmonton.ca/reusecentre.

Big Bin Events begin in May!

Big Bin Events accept big junk at no cost. Twelve events are held from May to September. For dates and locations, see edmonton.ca/bigbinevents.

Have trouble getting your waste to the curb?

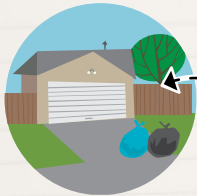
Our Assisted Waste Collection Service can help. Visit:

edmonton.ca/assistedwaste



Front street pick-up?

Place waste at the curb and park vehicles off the street.



Back lane pick-up?

Place waste next to the lane.

Setting out your waste

If you live in a house

Your waste is collected on the same day every week – even on holidays (except for Christmas Day and New Year's Day).



Don't know your collection day? Call **311** or visit edmonton.ca/waste.



Remember: set out your waste by **7 a.m.!**

Set out:

1. **Keep it light:** Your collector lifts thousands of bags each day. If you have trouble lifting your bag or can to the curb, it's too heavy.
2. **Use the right can:** Smaller than 100 L with fixed handles and no wheels.
3. **Package sharps:** Place broken glass, nails and metal scraps in a labelled box.
4. **Put recyclables in a blue bag:** Large cardboard boxes don't fit? Bundle (tie) them together and place underneath your bag.
5. **Store it, don't pour it:** Set out up to 1 L of cooking oil in a sealed, labelled container. Take larger volumes to an Eco Station.

Don't forget to rinse your containers!



Cut and tie branches into small bundles: less than 1.2 m (4 ft.) and 20 kg (44 lbs.).



Collector Robin Lemus lifts over 3,000 bags on a busy day. Setting out your waste properly keeps him safe.

Eco Stations

Protect your health and our environment. Take your household hazardous waste and old electronics to an Eco Station.

Waste tip!

Designate a bin to store small Eco Station items such as batteries, paint cans and electronics. Once it's full, take it to your nearest Eco Station.



If you live in an apartment

Set out:

1. Put recyclables in your building's blue bin.*
2. Flatten boxes. It saves space in your blue bin.
3. Take old furniture, household hazardous waste and electronics to an Eco Station.

*If your building doesn't have a blue bin, ask your property manager to call **780-496-5698** to discuss recycling options.

Don't have a blue bin? Use a Recycling Depot!

Find one near you at:
edmonton.ca/recyclingdepots.

Did you know?

Useable paint dropped off at Eco Stations is made available to residents, free of charge! **Limit four cans per visit.**



Andre Lima's family stores their Eco Station bin in the garage.

There are four Eco Stations in Edmonton:

Central Strathcona 5150-99 Street
NE Kennedale 5355-127 Avenue
NW Coronation 11440-143 Street
SW Ambleside 14710 Ellerslie Road

Summer Hours
(April – October)
Monday – Saturday
9 a.m. – 6:30 p.m.
Closed Sundays
and holidays

For more info,
including hazardous
waste safety tips,
visit: [edmonton.ca/
ecostations](http://edmonton.ca/ecostations).

Please note: Eco Stations are unable to accept commercial hazardous waste.

What goes where?

SPRING 2017

Clip me and put me on your fridge!



Recycling

Include ONLY the items listed here in your recycling

Paper and Cardboard

- ✓ Newsprint and household paper (not shredded)
- ✓ Magazines and catalogues
- ✓ Non-foil gift wrap
- ✓ Paper egg cartons
- ✓ Paperback books
- ✓ Cardboard boxes (flatten and remove packaging)
- ✓ Pizza boxes (remove liner)



Plastic

- ✓ Household bottles and containers (e.g. vinegar, shampoo, detergent, margarine, yogurt, clamshells) - please rinse, labels OK
- ✓ Plastic bags (e.g. grocery, retail, bread, dry cleaning) - stuff into one bag and tie closed

Metal

- ✓ Metal food cans (labels OK)
- ✓ Aluminum trays (e.g. pie plate)
- ✓ Empty non-hazardous aerosol cans



Glass


- ✓ Glass jars and bottles only

Beverage Containers

- ✓ Milk containers, juice boxes, beverage bottles, soda cans



Remember!
Remove caps and lids and place them loosely in your recycling.



Eco Stations



Free Drop Off

Household Hazardous Waste

- ✓ Automotive oil, fluids and filters
- ✓ Batteries (all types)
- ✓ Corrosive and poisonous cleaners
- ✓ Light bulbs (all types) and fluorescent tubes
- ✓ Glues and adhesives
- ✓ Herbicides, pesticides and fertilizers
- ✓ Paints, stains and varnishes
- ✓ Pressurized containers (e.g. propane tanks, fire extinguishers)
- ✓ Syringes (put in a thick plastic container with screw-top lid, like a laundry detergent bottle)



Electronics and Appliances

- ✓ Anything with a battery or a cord (e.g. computers, TVs, toasters, stoves)
- ✓ VHS tapes



Scrap Metal

- ✓ BBQs, lawnmowers, automotive parts, etc.

Tires

- ✓ Passenger vehicle, motorcycle and ATV tires



Fees Apply

Bulky Items

- ✓ Mattresses, furniture
- ✓ Appliances needing CFC removal (e.g. fridges)

Loose or Mixed Waste

- ✓ Construction scrap
- ✓ Soil, gravel, tree roots, stumps, etc.

Fees: Appliances requiring CFC removal: \$12. Bulky items: \$8 per small item, \$12 per large item. Loose or mixed loads: \$28-\$48+ (depends on size).



Garbage

These items do not belong in your blue bag or blue bin

Food Waste

- ✓ Table scraps, peelings, spoiled food, etc.
- ✓ Cooking oil (up to 1L in a sealed, labelled container. Set beside garbage.)



Yard Waste

- ✓ Garden waste
- ✓ Grass clippings (or leave them on your lawn)

Non-Recyclable Plastic

- ✓ CDs
- ✓ Chip bags and candy wrappers
- ✓ Coffee pods and K-cups
- ✓ Food wrap
- ✓ Garden hoses
- ✓ Plastic plates and cutlery
- ✓ Plastic toys

Non-Recyclable Paper

- ✓ Shredded paper (or take to a recycling depot)
- ✓ Coffee/drink cups
- ✓ Foil gift wrap and tissue paper
- ✓ Paper towels
- ✓ Pet food bags



Styrofoam

- ✓ All types

Others

- ✓ Disposable diapers
- ✓ Shoes and worn-out clothing

Items requiring double bagging

- ✓ Ashes
- ✓ Pet feces/kitty litter
- ✓ Floor sweepings, sawdust, and vacuum cleaner bags

Don't see your waste item here?
Find it on our NEW WasteWise app. Visit edmonton.ca/waste.

Wise ways to cut your waste


Borrow

Borrow the next bestseller from the library or a friend — it's a great way to reuse.



Give memories

Any birthdays coming up? Give a fun outing to a friend or kiddo who already has a full toy box.




Buy used

Shop for spring and summer clothes at a consignment store. Good prices and good for the Earth.



Go bagless

Leave your clippings on the lawn as you mow. They quickly break down, adding nutrients to your lawn. edmonton.ca/gobagless



Compost

Try home composting! Reduce waste and help your garden grow. Have questions? We're here to help. compost@edmonton.ca



Donate

Spring cleaning? Pass useable items on to the Reuse Centre, a charity, family member or friend. edmonton.ca/reusedirectory



Way to go, Edmonton!

In a city-wide survey, you told us that:

32%

of you living in a house **compost** at home

63%

of you with a lawn **go bagless**, meaning you leave your grass clippings on your lawn

93%

of you **recycle** using a blue bag or apartment blue bin



Have questions about your waste?

Contact us. Phone 311, email wasteman@edmonton.ca or visit us at edmonton.ca/waste.