

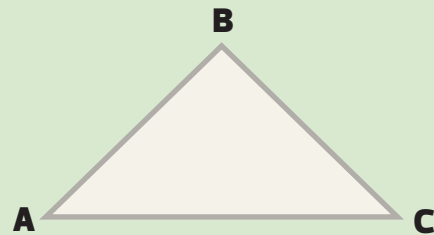
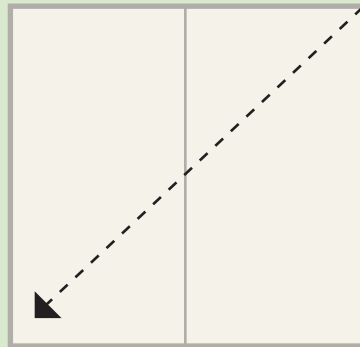
# Organics Origami

Edmonton

Use newspaper to make a liner for your kitchen pail

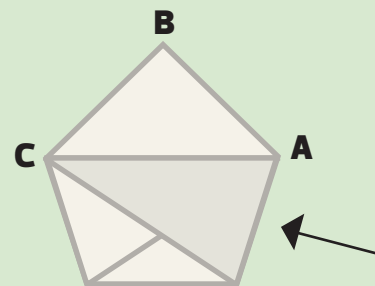
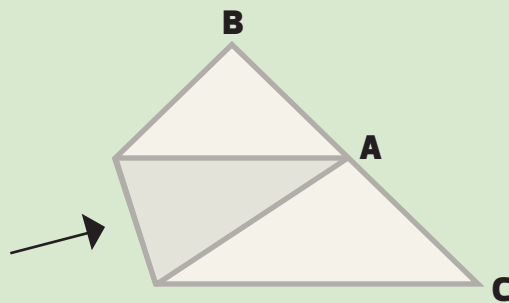
## Step 1

Fold a stack of 4 or 5 sheets of newspaper into a triangle.



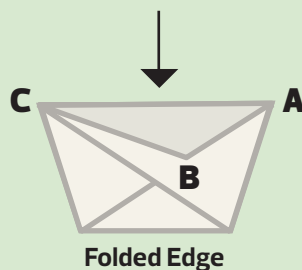
## Step 2

Fold corners **A** to middle of **B** and **C**, and fold corner of **C** to middle of **A** and **B**.



## Step 3

Fold down half of the newspaper at **point B** on one side, then flip it over and fold the remaining layers down on the other half.



Open the liner and place into the kitchen pail.

