

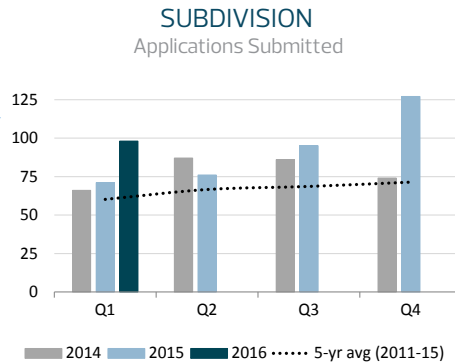


FIRST QUARTER ACTIVITY OVERVIEW

View the complete Quarterly Activity Report at www.edmonton.ca/dsperformance

98
Subdivision Applications

-23% from Q4 2015
+38% from Q1 2015



11,832

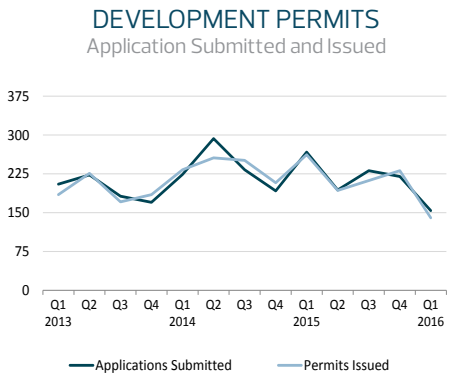
Total walk-in customers

-17% from Q4 2015
-19% from Q1 2015



154
New Duplex/Semi-Detached House

-30% from Q4 2015
-42% from Q1 2015



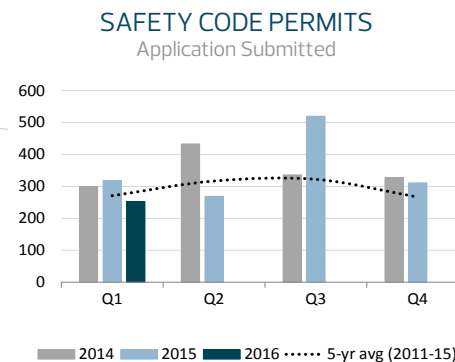
85%

Walk-in customers with wait time under 15 minutes

Target = 80%

253
Rowhousing & Semi-Detached Building Permits

-19% from Q4 2015
-20% from Q1 2015



2,420

Compliance Certificates issued

-24% from Q4 2015
-8% from Q1 2015



30,637

Total Safety Code inspections completed

-5% from Q4 2015
-1% from Q1 2015