

# **MEADOWS – SOUTHEAST RECREATION FACILITY AND SPORTS FIELD PLAN**

## **NEEDS ASSESSMENT FINDINGS AND RESEARCH FOR DESIGN CHARRETTE**

---

# Table of Contents

<b>Table of Contents .....</b>	<b>2</b>
<b>Executive Summary.....</b>	<b>3</b>
<b>Community Needs Assessment .....</b>	<b>4</b>
Community Profile.....	4
Facilitated Sessions and Survey Results .....	5
<b>Geographic Area.....</b>	<b>8</b>
Recreation Overview and Inventory .....	8
Inventory of other Recreation Facilities in Southeast .....	9
Maps .....	12
<b>Design Principles and Guiding Direction .....</b>	<b>16</b>
<i>Recreation Facility Master Plan – Principles for Facility Development</i> .....	16
City Council's Infrastructure Strategy .....	17
Urban Parks Management Plan.....	18
Field Strategy 2005 - 2015.....	19
Home Base Program.....	21
<b>Recreation Trends .....</b>	<b>22</b>
Trends in Multi-purpose Recreation Facilities Designs.....	22
Trends in Recreation Participation and Programming .....	23
Programming Trends in Edmonton and Area .....	24
Environmental Scan of Community Organizations.....	25
<b>Comparisons of Other Recreation Facilities .....</b>	<b>28</b>

# Executive Summary

The following pages contain background information to assist you in making informed decisions during the upcoming Design Charrette.

## Community Needs Assessment

The first section of this package covers key pieces of information presented by Banister Research & Consulting. It provides the listing of the top Community priorities, both indoors and outdoors, that need to be considered when developing the concept plans for the future recreation facility and sports fields at Clareview. Consider the importance of the various activities as you put thought to the shape and size of each component.

## Geographic Information

The geographic information provides insight into the future district park site as well as the neighborhoods they will serve. A list of other recreational facilities in the geographical area is provided within this package. This information is provided to help orient yourself to the park in relation to the neighbourhood, while the Master plan for the park provides an indication of the other requirements for park space on the site (schools, sports fields).

## Principles

There are three guiding documents that need to be considered during this planning process. City Council's Infrastructure Strategy, the Recreation Facility Master Plan and the Urban Parks Management Plan provide principles that will guide and support our thinking during the Design Charrette. Carefully read through the summary of these documents to understand the principles and guidelines for facility and park development.

## Trends

Understanding trends is key to recreation facility and sports field planning. Please review both the design research summary along with the summary of trends in participation and programming in the Edmonton area. Finally, an environmental scan of organizational needs was completed 2 years ago. As we develop the Recreation Facility & Sports Field Plan, understanding the broader needs of sport and recreation groups is important to consider.

## Comparison of Other Recreation Facilities

The final section provides a comparison between recreational facilities in and around Edmonton. Use this section to develop a better understanding of components offered within each recreation facility and the size of each amenity. This will assist us as we create a plan for our future recreation facility.

# Community Needs Assessment

## Community Profile

### Demographics

#### Age

Age Category	2.5 km			5 km		
	Total	Female	Male	Total	Female	Male
0-4 years	2,630	1,292	1,338	6,785	3,359	3,426
5-17 years	7,715	3,730	3,985	19,440	9,478	9,962
18-25 years	4,448	2,216	2,232	13,133	6,535	6,598
26-44 years	11,857	6,036	5,821	29,723	15,207	14,516
45-64 years	7,765	3,873	3,892	23,261	11,834	11,427
65 years or more	1,439	758	681	6,339	3,572	2,767
<b>Total population</b>	<b>35,854</b>	<b>17,905</b>	<b>17,949</b>	<b>98,681</b>	<b>49,985</b>	<b>48,696</b>

#### Marital Status

	Total	Female	Male
Married	41,340	20,688	20,652
Common-law	4,650	2,337	2,313
Separated	5,453	3,491	1,962
Widowed	2,707	2,230	477
Never married	18,059	8,277	9,782
Other	247	125	122
<b>Total population</b>	<b>72,456</b>	<b>37,148</b>	<b>35,308</b>

*Among those aged 18 years or more*

#### Population Forecast

Year	2.5 km		5 km	
	Population	Increase over 2005	Population	Increase over 2005
2005	35,982		98,986	
2006	37,353	3.81%	102,063	3.11%
2011	43,071	19.70%	117,950	19.16%
2016	48,207	33.97%	133,171	34.54%
2021	52,682	46.41%	145,899	47.39%
2026	56,230	56.27%	157,042	58.65%
2031	61,751	71.62%	171,419	73.18%
2036	66,619	85.15%	181,161	83.02%
2041	67,064	86.38%	187,966	89.89%

## Facilitated Sessions and Survey Results

### Community and Stakeholder Facilitated Sessions Southeast Edmonton Citizen Surveys

#### General Environment (not listed in any order of priority –qualitative summary)

Indoor	Outdoor
User/family/senior/youth/child friendly	User/family/senior/youth/child friendly
Safe / Secure	Safe / Secure
Accessible / Barrier-free	Accessible / Barrier free
Clean / Healthy	Green space / Trees / Park-like / Hills
Multi-purpose / Multi-purpose room	Various sports fields
Competitive	Good/adequate parking
Open / Open air	Bright / Well-lit / Colorful
Multicultural / Multicultural architecture	Aesthetically pleasing / Well maintained
Meeting areas / Central meeting place	Bike friendly / Mountain bike trail
Big, colorful, bright	Accessible by public transit
	Accessorize – shelters, change rooms, benches
	Restrooms / Easy access to restrooms

#### Balance Between Indoor / Outdoor Activities

74% of respondents felt that a district park should be oriented equally towards indoor recreation activities and outdoor sports fields

17% primarily outdoor

7% primarily indoor

## **INDOOR ACTIVITIES**

### **Priority #1 Indoor pool activities**

74% of residents stated they were somewhat or very likely to use either now or in the future

- 75% would be likely to participate in a public swim
- 73% would be likely to use a hot-tub
- 61% would be likely to participate in fitness swimming
- 60% would be likely to participate in swimming lessons
- 57% would be likely to use steam-room facilities
- 55% would be likely to use a children's water play area
  
- Priority #2 for Community Consultation
- Priority #1 for Stakeholder Consultation

### **Priority #2 Fitness and Weight Training Activities**

57% of residents stated they were somewhat or very likely to use either now or in the future

- 76% were likely to use fitness machines
- 66% would participate in weight training, lifting or stretching
- 62% would participate in instructor led fitness classes (e.g. yoga, Pilates)
  
- Priority #4 for Community Consultation
- Priority #2 for Stakeholder Consultation

### **Priority #3 Indoor Multipurpose Areas and Activities**

58% were likely to use a field house, gymnasium or indoor sports centre either now or in the future

45% were likely to use an indoor multipurpose area or facility space either now or in the future

- 66% running, walking or jogging
- 62% gymnasium activities (volleyball, basketball)
- 54% climbing wall
- 51% indoor soccer
- 48% visual arts (painting, crafts etc.)
- 46% drop-in space
- 45% a child's play space
  
- Priority #3 for Community Consultation
- Priority #4 for Stakeholder Consultation

### **Priority #4 Indoor Rink**

44% were likely to use an indoor rink either now or in the future

- 71% general indoor ice skating
- 57% hockey, ringette, broomball, or figure skating
- 44% dry floor activities
  
- Priority #1 for Community Consultation
- Priority #3 for Stakeholder Consultation

## OUTDOOR ACTIVITIES

### Priority #1 Outdoor leisure areas, green or park space

80% were likely to use an outdoor leisure area either now or in the future

- 88% running, walking, inline skating, fitness activities
- 80% events such as picnics, celebrations, group gatherings
- 63% swimming in an outdoor pool
- 63% tobogganing/sledding
- 60% outdoor ice skating
- 60% play at a playground
- 58% playing in a water spray park

### Priority #2 Outdoor sports fields

54% would be likely to use outdoor sports fields either now or in the future

- 70% soccer
- 49% softball/fastball
- 46% slo-pitch
- 45% baseball
- 40% track and field

## OTHER SERVICES

- 60% would be likely to use physiotherapy, massage or sports medicine services
- 59% would be likely to use food and beverage concessions, such as hot dogs, hamburgers and pop
- 56% would be likely to use a dining restaurant
- 49% would be likely to use facilities for celebrations, meetings, or parties
- 49% would be likely to use retail stores for swimming and fitness accessories or skate sharpening
- 43% would be likely to use events facilities for performing arts or guest lectures
- 30% would be likely to use onsite childcare facilities and services

# Geographic Area

## *Recreation Overview and Inventory*

### **Meadows District Park Site Description Overview**

The Meadows District Park site is

- 25 hectares in size.
- located in the Silverberry neighbourhood at the corner of 17 Street and 23 Avenue.

#### **Park Site Master Plan**

- Future site for 2 high schools, Catholic and Public. Neither site is currently on the school boards priority lists.
- Fields to support schools
- Recreation Centre

#### **Soil Testing**

- To be completed by AMPW

#### **Land issues**

- The last portion of the land for the park has yet to be purchased from the developer. ARA (arterial roadway assessment) not yet determined who will cover this cost.
- A stock pile of dirt on the site that will need to be removed.

#### **Transportation, Parking & Linkages**

- Access to the site will be off 17<sup>th</sup> Street only.
- Road is scheduled to have 2 lanes completed in 2007.
- Walking and bike paths will run along the power lines connecting neighbourhoods to the district park site.

#### **Capital Priorities Plan – Projects**

- A Multipurpose Recreation Facility is scheduled between 2010 – 2015.
- \$3 million is in the capital budget to grade level and seed the site, no dates attached.

#### **Organizations interested in capital development for park or facility**

- none identified to date

#### **Neighbourhood Architectural Guidelines**

- Dundee Developments is the main developer in the area. They have no architectural guidelines. Houses close to the site are 1500 to 2000 square feet in size.

#### **General Environment – (possible themes: historical, geographic etc..)**

- the neighbourhoods are names after trees.
- the Mill Creek Nursery is located across 17<sup>th</sup> street from the park site. This property has been owned by the Riske family for several generations. They are interested in maintaining sustainable agricultural land within the City limits.
- The Meadows has a high East Indian population



## ***Inventory of other Recreation Facilities in Southeast***

### **Mill Woods District Park site**

#### **Mill Woods District Park is**

- a 32 hectare district park
- located in the Lakewood neighbourhood between 66 Street and Mill Woods Road and between 23 to 28 Avenue.
- Two high schools are located on site, J. Percy Page and Holy Trinity.
- The site also includes a storm water management lake (approximately 7.5 hectares)

#### **Recreation Facilities on the site:**

#### **Mill Woods Recreation Centre**

- a 45 m gradual depth wave pool,
- shallow water teach pool,
- dive tank, giant waterslide,
- whirlpool, sauna,
- indoor children's playground, a fitness centre, indoor racquet courts, multipurpose room, meeting rooms, cafeteria.

#### **Mill Woods Arena (attached to the Recreation Centre)**

- 2 rink surfaces, 200 x 85 feet
- with seating for 300 and 450 and
- a pro shop.

#### **Outdoor Sports Fields and Park Amenities on the site:**

- 4 premier Combo Fields, (350 X 205, 320 X 185 325 X 205, 300 X 180);
- 1 rectangular field with soccer posts (300x180);
- 5 Diamonds, 3 Premier Shale Diamonds (200, 269, 295), 2 (160) Diamonds;
- A Track
- Premier Cricket
- Skateboard Park
- 6 tennis courts and proposed 2 basketball courts
- Pathways, water spray park, toboggan hill, picnic sites, and lake (used for winter skating)
- Parks Maintenance yard

### **Jackie Parker Recreation Area – (River Valley Park)**

Jackie Parker Recreation Area is

- 28 hectare park
- Located at the corner of 50<sup>th</sup> Street and the Whitemud Freeway and is separated from the Mill Woods Golf Course by Whitemud Creek.

The following amenities are located on site:

- Dogs off Leash area
- A multi-purpose building used for programming, skate change
- Picnic Sites
- Lake (used for winter skating)
- Toboggan hill (on the Mill Woods golf course)
- Proposed Water and Adventure Playground

### **John Fry City Wide Park**

John Fry park site is

- 27.5 hectares in size
- Located on 28<sup>th</sup> Ave Between 99<sup>th</sup> and 91<sup>st</sup> St. this site is.
- It is currently completing the development of its master plan.

**Outdoor Sports Fields and Park Amenities on the site:**

- 5 premier shale diamonds (225, 225, 230, 230, and 350)
- 2 Rugby fields (330 X 210, and 325 X 210)
- 16 Sand volleyball courts
- Potential for 2 Indoor facilities
  - Volleyball/basketball/gymnastics building (Go Community Centre)
  - Washrooms/change rooms and office space
- Driving Range
- Future Walking Paths

### **Multisport Tournament & Recreation Site – City Wide**

- **Tournament Park Site is**
- 56.12 hectares in size
- this site is located on 50<sup>th</sup> St. and Ellerslie Road (located just outside the boundaries of this plan)
- has completed a concept plan for this site.

**Outdoor Sports Fields and Park Amenities proposed for the site:**

- 17 premier rectangular fields with soccer posts (All 330 X 210)
- 2 four plex diamonds containing eight 300 foot fenced shale diamonds
- 3 premier Rugby Fields (472 X 230)
- 2 outdoor sand volleyball courts
- Four club houses

**Other Recreational Opportunities in the Area:**

**Malcolm Tweedle Tennis Courts**

- 4 Tennis courts

**Fitness or Weight Training Centre**

- 4 Fitness Clubs

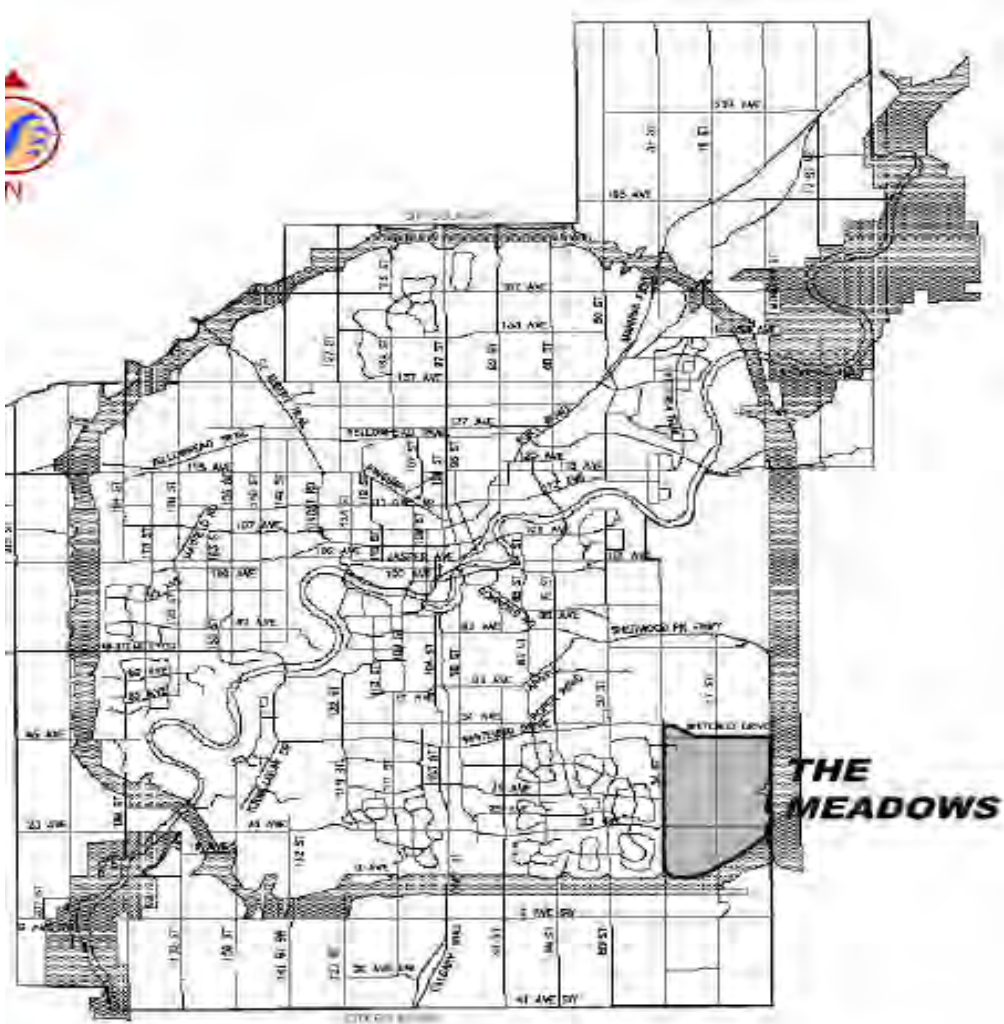
**Other Recreation Facilities**

- 2 Boys and Girls Clubs (Sakaw & Tweedle Place)
- 2 Golf Courses – Mill Woods Golf Course & Pioneer Meadows (just outside boundary)
- 5 Fitness Clubs
- 1 Martial Arts Centre
- 5 Senior Activity Centres
- 3 Dance Centres
- 3 Gymnastic Clubs
- 9 Community Leagues

**Indoor Sports Centres (just outside of plan boundaries)**

- Edmonton Soccer Centre
- Ellerslie Community Centre & Community League (Curling Club)

Maps



Amended by Editor (Private Corporation's name removed)

Issue No. **1.0**  
The **Location Plan**

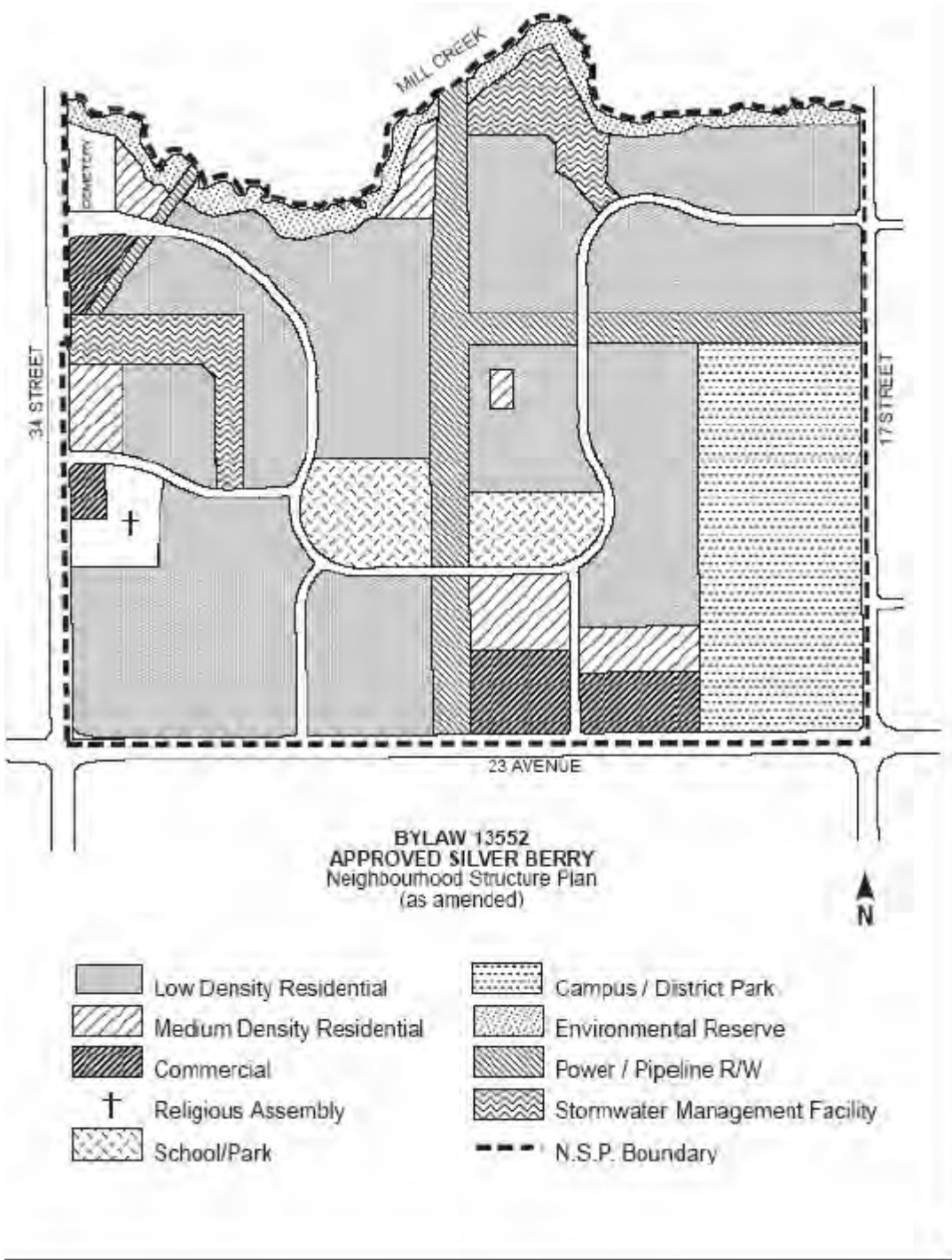
October 2002  
161 02002



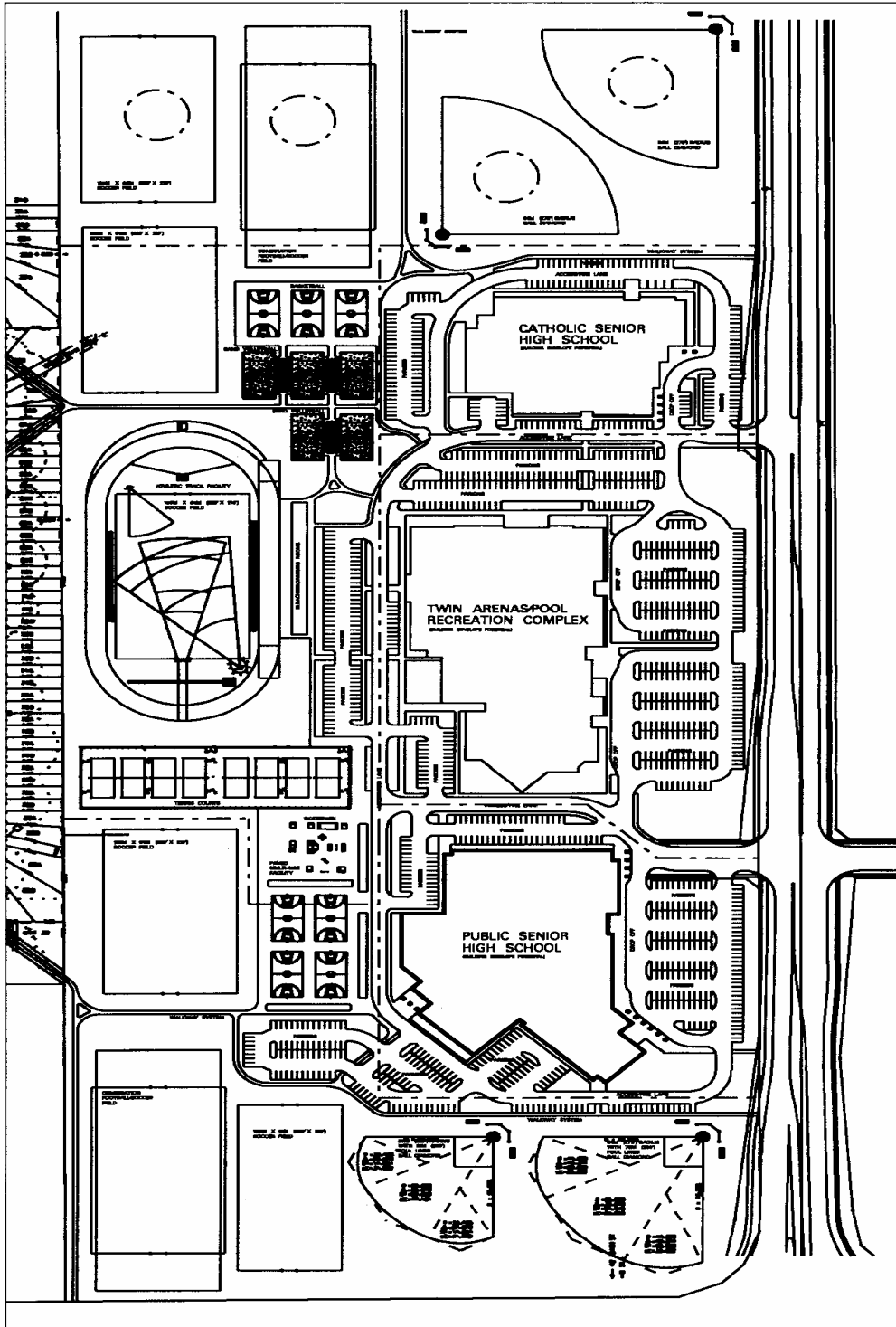
Area Structure Plan



# Neighbourhood Structure Plan



Concept Master Plan for District Park



...\\Silverberry06\\silvapr06uis.dgn 01/22/2007 2:55:36 PM

## **Design Principles and Guiding Direction**

There are several key documents that provide guidelines and direction for District Activity Parks that are considered in the planning of parks and major recreation complexes. Below is a summary of key components of these policies that will support the design charrette and plan development.

### ***Recreation Facility Master Plan – Principles for Facility Development***

1. **Community Hubs** – Facilities should be designed to be community hubs to respond to specific geographic areas of approximately 40,000 to 80,000 people. This can most appropriately be achieved in facilities that are multi-purpose in design, with components that respond to diverse needs, interests, level of ability and skill levels.
2. **Integrated Facilities** - Whenever possible, City recreation facilities will be located in complexes with community arts and culture facilities as well as compatible health, social and community services facilities, to increase opportunities for integration of services. Integrated facilities support diversity and inclusiveness.
3. **Grouping of Facilities** - Facilities (ice surfaces, indoor soccer, or gymnasias) will be twinned or grouped together to support economies of scale and expanded user opportunities, where geographic access can be maintained.
4. **Range of Opportunities** – Facilities will be developed to provide a range of opportunities across the City and designed to create synergies in skill and interest development.
5. **Flexible Design of Facilities** – Future development will ensure to the degree possible, that facilities are flexible in design, with opportunities to accommodate as wide a range of use as possible, and to be converted to other uses in the future.
6. **Physical Linkages & Access** – The City will support access to recreation facilities by a range of travel modes by locating facilities on major transit routes and connecting geographic hubs and other recreation and district facilities by natural and hard surface trails.
7. **Neighbourhood Integrity** – The City will respond to important local needs and maintain the integrity of neighbourhoods through support for appropriate neighbourhood level facilities.
8. **Speciality Facilities** – Citywide and speciality facilities should be programmed for the designated use in prime time.
9. **Focused Funding** – The City will focus municipal tax dollars and other tax based resources, on development of facilities that accommodate basic services that respond to the City's key service target areas, and to ensure basic opportunities for all residents.
10. **Shared Development** – Facility development that exceeds basic design standards and levels of provision will continue to be developed through funding partnerships.



## City Council's Infrastructure Strategy



Edmonton City Council's Infrastructure Strategy articulates City Council's commitment to develop and maintain the City's infrastructure assets, which support the delivery of programs and services to citizens.

The Strategy was first developed in response to a growing understanding of the City's infrastructure gap.

Advanced management techniques, many of which have been developed in Edmonton and attracted international attention, help City Council make more informed decisions and use scarce resources more effectively to address challenging infrastructure demands.

More effective infrastructure asset management will help the City to provide cost-effective municipal services, promote economic development, ensure citizen health and safety, protect the environment, and support a high quality of life for all Edmontonians.

### Council's Vision

Sustainable infrastructure, maintained through sound financial policies and asset management practices, will contribute to the vibrancy of the City's economy; the vitality of its neighbourhoods; safety of its citizens; protection of the environment; and its capacity to accommodate growth.

### Administration's Mandate

To ensure that programs to renew, upgrade and expand infrastructure assets are sustainable and support the City of Edmonton's plans and priorities.

### Guiding Principles

1. Infrastructure assets should be socially, environmentally, and economically sustainable.
2. Infrastructure assets are critical to economic development and quality of life.
3. Infrastructure programs should support the values and objectives contained in plans and priorities approved by City Council.
4. Infrastructure is a capital investment and must be responsibly managed.
5. Infrastructure assets must be maintained in a condition that enables them to perform their intended functions.
6. Infrastructure asset management will help the City to balance renewal, upgrading and expansion programs.

## Urban Parks Management Plan

District Activity Parks will be busy, active sites that serve a population primarily within a single Area Structure Plan. They will be primary sites for adult-sized sports fields, senior high schools and major recreation centres and will be located adjacent to major roadways.

The sports field component of a District Activity Park will include regulation-sized, bookable fields that can be used by all ages. A systematic approach to sports field planning would allow rectangular fields to dominate one site and ball fields to dominate a site in a neighbouring Area Structure Plan. This focused development approach would help user groups in delivering specific types of programming (e.g., tournaments, special events, etc.). However, some of both rectangular and ball fields will be provided on each District Activity Park.

### District Activity Parks Guidelines

School Type	Grade Range	Building Envelope	Sports fields	Total Area (ha)
Recreation Complex and District Fields	Not Applicable	4 – 6 hectares	10 hectares	14 – 16 hectares
Catholic Senior High	10 – 12	2.40 hectares	4.10 hectares	6.50 hectares
Public 9 – 12 (2 Tier)	9 - 12	4.85 hectares	8.10 hectares	12.95 hectares
Totals		11.25 – 13.25 ha	22.2 hectares	33.45 – 35.45 ha

**Base-Level Development** on District Activity Parks will be funded by the City and includes:

- Grading, leveling and seeding
- Major, adult-configured sports fields complete with sports fixtures
- Walkways
- Parking for sports fields as per the Zoning Bylaw
- Bicycle parking / racks
- Tree planting (45 trees per hectare)
- Major Recreation Complex
- Schools, identified by the Joint Use Partners and funded by the Province
- Park sign (District Level)
- Emergency phones and washrooms as part of on-site facilities
- Landscaping

**Shared-Level Development** on District Activity Parks is considered optional open space development that is funded by the City and the community on a cost-shared basis and may include:

- Major skate park
- Major water play park
- Major playground
- Basketball courts (hard surface pad and part of school)
- Lighting
- Public art and statuary (requires Maintenance Agreement)
- Sand volleyball courts
- Fitness trails
- Performance stages for special events (requires Maintenance Agreement)
- Park furniture (picnic tables, benches, etc.)
- Community notice boards
- Park entrance features
- Minor passive park components as viewing areas for activities
- Tree planting above base level
- Gazebos (requires Maintenance Agreement)
- Social skating/snow bank rink
- Playground

**Enhanced-Level Development** on District Activity Parks is subject to the findings of the Community Facility Requirements Strategy (Short-term strategy 2006-2010), a single, combined area council or sports group clubhouse may be permitted if space permits and if it can't be combined with a school or major recreation complex. Home Base Agreements are permitted and will be funded by the community.

**Prohibited Development** on District Activity Parks includes more than one playground on site and major passive park elements (passive park focus has been shifted to Neighbourhood Schools and Community Parks or Natural Areas).

### ***Field Strategy 2005 - 2015***

Sports fields are located on City of Edmonton parkland and school board land. To manage sport fields for the residents of Edmonton all fields (excluding stadium facilities) are under the jurisdiction of the Joint Use Agreement. The Vision of the Field Strategy is to have a positive and clear relationship between the Partners of the Joint Use Agreement (City, Edmonton Catholic and Public Schools), field users groups, and the community - working together to provide quality, affordable sport field venues that meet the requirements of all concerned.

Field development or redevelopment is centralized and all projects are evaluated on current and future shortfalls, support from both local and citywide stakeholders, and the level of partnership involvement. A committee structure supports the annual allocation of field time, recommendations of development or redevelopment.

**Fair and equitable allocation of Sports Fields** is a dynamic process that includes:

- ***Standards of Play*** for each organization and division that identifies the number of games, the number of practices, and the playing field requirements for each level of sport or activity that will ensure a quality program. User groups and joint use partners will develop standards of play for each sport or activity using the fields. These standards will be reviewed on an annual basis to ensure accuracy and will be used in the calculation of the demand for the fields;
- ***Demand*** for fields is the sum of the number of teams (at each level) times the standard of play for that sport. For non-team activities, the number of participants is used. The sum of the demand for all sports and activities when added to the school use equals the demand for sports fields;
  - Standard of Play x number of teams = Groups demand
  - Sum of all groups demand + School use = Total demand
- ***Supply*** is determined by two major factors: current inventory and field requirements of users;
- ***Entitlement*** of field time for a group is equal to that group's demand compared to the total demand (i.e., a group with 5% of the total demand has an entitlement of 5% of the total availability of fields). The entitlement only identifies the number of hours of field time. The day, time and field location is determined by the allocation committees. A group's entitlement may fluctuate from year to year, as its entitlement is directly proportional to its increase or decrease

in participants when compared to the overall demand for all groups. Total entitlements will be distributed to allocation categories (major users, seasonal users, casual users, maintenance fields, rest fields), each category will have their fair share of the field time according to their membership. When the demand for a category of fields is greater than the supply, the group's demand will be decreased to meet the supply, their percentage of the demand will remain the same.

### **Demand Considerations for Sports Fields**

Sport field organizations typically operate their seasons in April, May and June, creating a high demand for sports fields over a short time period. There have been some discussion with organizations to consider expanding their season through the summer, which would allow allocation over a longer playing season and reduce the overall demand.

### **Sport Field Standards and Priorities**

The existing sport field standards were developed in 1990. The Joint Use Committee is currently reviewing the field dimensions and sport fixtures to update this element of the standards.

The Urban Parks Management Plan identifies as one of its Short Term (2006 to 2010) Projects to complete a Sports field Standards Review, which will examine all current sports field standards to insure that they represent the needs of the sport field community, the school boards and Parks. This project will be lead by Asset Management and Public Works with stakeholder involvement of Community Services, Edmonton Public Schools, Edmonton Catholic Schools and the Edmonton Federation of Community Leagues.

A list of priorities for sports fields has been developed by Community Services, Access to Recreation for consideration, once mandatory sport field components are in place on district and city parks. This list includes:

#### Diamond Priorities:

- full sized shale diamonds;
- retrofit existing diamonds to create greater clearance;
- four diamond Slo-Pitch site for tournament play; and
- shale diamonds (275' to 300').

#### Rectangular Field Priorities:

- Premier Large Rectangular Fields (300 x 195 soccer fixtures) and (300 x 210 Combo Fields);
- Sport Specific Fields with lights, change rooms, washroom amenities and storage;
- Alternative site locations for outdoor field closures due to weather (artificial turf); and
- No Fixture Fields (Ultimate).

## Home Base Program

The Home Base Program is a partnership between an organization and the City of Edmonton. As part of the partnership, the organization agrees to develop or upgrade desired sports fields to a “premier level” (irrigated rectangular fields or shale infield or base path on diamonds) or better and maintain the fields at a premier level.

In return for entering into a Home Base Agreement (standard license with a 3 year term), partnering organizations receive the following benefits:

- Priority booking status on the allocation of the upgraded field;
- Partner can provide a higher level of field maintenance than the City of Edmonton currently provides that better suits their needs; and
- The opportunity to develop a home site in an area of the city that meets the organization’s needs.

The Home Base Program began in 1986 and is extremely popular, with a large number of groups requesting Home Base sites. The Home Base Program is limited to district and citywide parks, with no new Home Base Programs permitted in the river valley. If the community / sport organization has or desires to build a clubhouse or building, a separate lease is required.

Currently there is a list of organizations requesting a Home Base or interested in expanding their Home Base Program. There is generally a lack of available parkland and sports fields to accommodate these requests that include:

Rectangular Fields	Diamonds
▪ Ultimate (6 – 12 fields)	▪ Seniors Slo Pitch
▪ Edmonton Minor Soccer Association (proposed on Callingwood Park)	▪ East Park Little League
▪ Strikers Soccer	▪ Community Park Little League
▪ Ital Canadians (soccer)	▪ North East Zone
▪ Association Lazio (soccer)	▪ SEBA
▪ Edmonton District Cricket Association	
▪ Flag Football (relocation required from Greisbach)	
▪ Jventus Soccer	

## Recreation Trends

### *Trends in Multi-purpose Recreation Facilities Designs*

In 2004, the City of Edmonton completed the Recreation Facilities Master Plan. As part of this process trends and current research were analyzed, in addition to this research other municipal Master Plans have been recently reviewed. Below are a summary of the findings:

- Large, multi-purpose facilities that generate economies of scale and present opportunities for cross-programming are quickly becoming the standard;
- Move away from spaces for male and youth dominated sport activities to those that are inclusive of all ages, genders, interest and abilities to access;
- Designs are more oriented to individual activities rather than group programs;
- Pools are more leisure oriented and facilities with both leisure and lap pools are most successful;
- Lap swimming may increase in popularity as the population ages and becomes more aware of health benefits of physical activity;
- Swimming pool design features include more irregular shapes, waterslides and fountains; leisure pools with spaces for disabled access, teaching beginners and lap swimming; designs that meet all needs through shape, temperature and depth; family change rooms; moveable floors; pools as part of community centers, particularly wellness centers;
- To address emerging sports and increased adult demands, indoor field houses are being designed to serve broad markets, such as indoor soccer, field hockey, lacrosse, volleyball, basketball and badminton;
- Dedicated fitness/social space for youth and seniors are being integrated into recreation facilities;
- Fitness rooms are larger and indoor tracks are making use of circulation corridors and activity spaces;
- Facilities are aesthetically appealing and welcoming, rather than utilitarian, in order to meet the desire for quality experiences;
- Public art is being incorporated into designs;
- Partnerships are becoming more common for capital development, food concessions, program spaces;
- New construction materials are being used such as hardened wall panels in high impact area, new concrete products on floors, walls and entrances, interior glazing to create openness between areas; and
- Designs are exceeding the building code to ensure accessibility and usefulness.

## Trends in Recreation Participation and Programming

Category	Trend/Subject Area	Description/Implications
Socio-demographic	Aging of the population	→ Increased demand for seniors programming → An aging population-almost 100,000 by 2011, increase of almost 27%
	Social Change	→ Recreation has become a tool for social change ex. reduce crime, break down ethnic divisions, etc.
	Ethnicity	→ Growing diverse population may lead to a demand for new sports/activities and the need for increased sensitivity to how current facilities are used
	Economic disparity	→ Income is a significant barrier to participation
	Population	→ Population of Edmonton continues to increase, putting pressure on existing facilities and increasing demand → Increase in net migration
	Tourism	→ Balancing and /or prioritizing local needs with regional needs and impact on economy
Participation	Importance of being healthy	→ More importance is being placed on recreation and physical activity as part of a healthy lifestyle
	Adult activity patterns	→ Adults are more active than they were 10 -20 years ago; active adults will become active seniors as they age
	Popularity of physical recreation activities	→ Walking is the most popular activity for Edmonton → Increased demand for unstructured and individual activities- in Edmonton Yoga is the most popular → Soccer is the most popular team sport
	Children & Youth	→ Younger people will look for more extreme activities → Young people will represent more diverse ethnic cultures
	Declining participation in sport	→ Cost of admission fees, equipment, material and supplies are factors → The recreational facilities or areas are overcrowded or poorly kept/maintained
Delivery System	Volunteerism	→ Volunteers continue to be important → Increased support for voluntary organizations
	Access	→ Some population groups will actively seek more equitable access: women, people with disabilities etc. → Safe and convenient facilities will be important
	Facilities Planning	→ Emphasis on market-driven standards; → "one-stop shopping"- multi-purpose and multi-generational facilities → increased activity among females and seniors has implications on facility design
	Programming	→ Low cost, spontaneous, individual and less structured activities are becoming more popular
	Role of Government	→ Government policies will promote more physical activity
	User Fees	→ Subsidy should be based on ability to pay, not age
	Partnerships	→ Greater need for creative arrangements with other providers → Essential to develop partnerships with many facets of the community including immigrant groups, community leagues, low-income , etc.

## ***Programming Trends in Edmonton and Area***

### **Jasper Place**

- 10% of participants come from SW of 170 St. Courses are primarily filled from the local area.
- Children aquatics 0-8 are full. High rate for babysitting and youth in action courses
- Types of Programs- school learn to swim and recreational swim
- Attendance Patterns- 17 % adult walk up for aquafit; 18% child memberships
- Leisure Access Program- 14% of attendance
- Overall- 80 % fill rate

### **Peter Hemingway**

- 16% of participants come from 170 St West, 4% from NE, 6% from SW, rest from surrounding
- No programs are near full
- Types of Programs- 60% of programs need swimming lanes; 7% use aquajog type fitness classes
- Attendance Patterns- 50% are walk up adults, 15% adult memberships, low usage by child & youth
- Leisure Access Program- 10% admissions
- Overall- 58% fill rate

### **Londonderry**

- 38% of participants come from East of 66St, 4% Clareview/Hermitage
- Programs- 45% East of 66St, 6% from near O'Leary Pool, 1% from NW
- Aquatics for children 0-8 are full, Yoga and Pilates are near full
- Types of Programs- Children swimming lessons, adult fitness, yoga, pilates
- Attendance Patterns- 51% adult, 11% child
- Leisure Access Program- 12% of admissions
- Overall- 75% fill rate

### **Mill Woods Recreation Centre**

- 7% attendance from West of Calgary Trail, 15% of programs from people West of Calgary Trail
- Program Fill Rates- children aquatic lessons- 90%, babysitting course, adult fitness like weight training-70%, kickboxing- 80%, yoga 85%
- Types of Programs- low percentages across all ages
- Attendance Patterns- 57% adult, 42% adult walk up, 11% child
- Leisure Access Programs- 11%
- Overall- 77% fill rate

### **Trans Alta Tri-Leisure Centre**

- Members come from- Spruce Grove, Stony Plain, and Parkland County
- Programs- pool, fitness and child services are in high demand

### **Millennium Place**

- 85% of members come from Sherwood Park
- Access to Recreation- require more wellness centre space, arenas, and a field house space
- Programs- yoga, spin classes and combo classes are in high demand

### **Jamie Platz YMCA**

- Members- majority come from within a 3-5 kilometer radius
- Access to Recreation Demands- more space for outdoor basketball, more gym space
- Programs- yoga, step class and summer day camps are in high demand



## ***Environmental Scan of Community Organizations***

The Community Services Department had Banister Research conduct interviews with 64 stakeholders and 167 program providers regarding their current and potential programming needs in 2004. The program providers and stakeholders were asked questions about the following things: current programs, current facility usage, barriers to participation, waiting lists and future participation. Among the 167 program providers that completed the environmental scan interviews, a total of 310 individual programs were logged. The specific services offered by each program included a wide variety ranging from sports and athletic programs, community league programs, family and community support programs, arts, drama and culture programs, education programs and health and wellness programs.

Program providers were asked to detail the types of facilities they currently use to deliver their programs. More than one-third of the program providers currently use office or meeting space when delivering their programs. A gymnasium was the next most frequently used facility type, followed by multi-purpose space outside of a gymnasium.

Program providers stated that there were few or no barriers for just under one third of the programs they provide. Among the 183 programs whose participants do encounter barriers, program providers most frequently cited low income and poverty, lack of childcare, transportation barriers, physical and mental health issues, language barriers and limited accessibility due to wheelchair or mobility issues.

For 81 of the programs listed, program providers create a waiting list when a program was full, with the remaining 179 programs stating they did not have waiting lists. The Table summarizes the specific details of these program waiting lists by facility component, including the number of participants on these waiting lists, which area of the City these programs serve, and a summary of the reasons why these programs are unable to expand their programs to accommodate those on the waiting lists.

The stakeholders included in this environmental scan included representatives from a number of different organizations including both public and private recreation and cultural facilities, schools and post-secondary institutions, sport and athletic associations, government departments at the provincial and federal government levels, and others who expressed an interest in the development of future facilities in the City of Edmonton. Of the 64 stakeholders that were interviewed, 36 currently maintain a facility or facilities in the City of Edmonton and surrounding area.

While 31 of the organizations interviewed offer only programs and services using the components within their own facilities, 20 offer additional programming that requires other facility components. Thirteen of the 31 stakeholders that currently use other facilities for their programming indicated that they do not have sufficient access to meet the demands of their programs. Seventeen of the 64 stakeholders indicated that they create a waiting list for programs when they reach capacity. Thirteen of these stakeholders have an average of 140 participants waiting on their lists.

Summary of Program Providers with Waiting Lists				
Facility component	Total # of Programs with waiting lists	Total # of Participants on waiting lists for these programs	Location of City Served (# of programs)	Limiting Factors (# of programs)*
Gymnasium	24	1,466	City-wide (5) Northeast (5) Province-wide (5) Edmonton & Area (3) Southwest (2) Southeast (2) Central North (1) Northern AB (1)	Lack of facilities (13) Lack of staff (5) Lack of funding (3) Lack of volunteers (3)
Leisure swimming pool	13	515	Central North (4) West end (2) Provincially (2) City-wide (1) Southwest (1) Edmonton & Area (1) Province-wide (1) Other Edmonton (1)	Lack of facilities (8) Lack of funding (2) Lack of volunteers (2) Lack of staff (1)
Arena	9	1,515	City-wide (3) Southwest (2) Central North (1) Edmonton & Area (1) Province-wide (1) Other Edmonton (1)	Lack of facilities (5) Lack of volunteers (3) Lack of funding (1)
Classroom space	7	8,138	Northeast (3) City-wide (2) Edmonton & area (2)	Lack of facilities (4) Lack of funding (2) Lack of staff (2) Lack of volunteers (1) Lack of computers (1)
Multi-purpose space outside a gymnasium	7	191	City-wide (3) Southwest (1) Central North (1) Northeast (1) Provincially (1)	Lack of staff (5) Lack of facilities (1)
Playgrounds	5	91	City-wide (2) Northeast (1) Central North (1) Southwest (1)	Lack of funding (3) Lack of facilities (2) Lack of staff (2)
Fitness Centre	5	40	Central North (1) City-wide (2) Edmonton & Area (1) Northern AB (1)	Lack of facilities (3) Lack of volunteers (1) Lack of staff (1)

Facility component	Total # of Programs with Waiting Lists	Total # of Participants on waiting lists for these programs	Location of City Served (# of programs)	Limiting Factors (# of programs)*
Kitchen	4	90	Northeast (1) City-wide (1)	Lack of funds (3) Lack of staff (2) Lack of facilities (1)
Indoor soccer pitches	4	10	City-wide (2) Southwest (2)	Lack of volunteers (2) Lack of facilities (2) Lack of disabled facility (1)
Tennis courts	3	671	City-wide (2) West end (1)	Lack of facilities (2) Lack of volunteers (1)
Banquet facilities	3	515	Southwest (1)	Lack of facilities (1) Lack of staff (1)
Outdoor fields	3	10	City-wide (1) West end (1) Southwest (1)	Lack of volunteers (3)
Teaching swimming pool	2	235	Nationally (1) Southwest (1)	Lack of facilities (1) Lack of staff (1)
Diving pool	2	150	City-wide (2)	Lack of facilities (2)
Theatre/Amphitheatre/Auditorium	2	80	Old Strathcona (1) Edmonton & Area (1)	Lack of volunteers (1) Lack of facilities (1)
Dance Studio	2	40	City-wide (2)	Lack of facilities (1) Lack of volunteers (1)
Curling rinks	2	24	Northern AB (1) Provincial (1)	Lack of facilities (2)
Arts/crafts multipurpose space	2	15	Northeast (1) City-wide (1)	Lack of funding (1) Lack of staff (1)
Office space	2	4	Edmonton & area (2)	Lack of facilities (1)
Lawn bowling fields	2	0	Edmonton & area (2) City-wide (1)	Lack of volunteers (1)
Hot tub (Therapeutic pool)	1	116	Provincially (1)	Lack of funding (1)
Cricket field	1	45	City-wide (1)	Lack of facilities (1)
Rowing facility	1	25	City-wide (1)	Lack of volunteers (1)
Equine centre	1	20	Edmonton & area (1)	Lack of facilities (1)
Library	1	7	Edmonton & area (1)	Lack of facilities (1)
Outdoor festival/event space	1	3	City-wide (1)	Lack of facilities (1)
Baseball diamonds	1	0	City-wide (1)	Lack of volunteers (1)
Indoor track	1	0	City-wide (1)	Lack of volunteers (1)

## Comparisons of Other Recreation Facilities

Peer Facility	Servus Credit Union Place	Trans Alta Tri-Leisure Centre	Millennium Place	Londonderry	Millwoods	Jamie Platz YMCA
Location	St. Albert	Spruce Grove	Sherwood Park	Edmonton	Edmonton	Edmonton
Year Building Completed	2006	2002	2001	1979	1979	1990
<b>Statistics</b>						
Total Size in Square Feet	325,849	223,667	235,000	59,395	208,140	65,000
<b>Facility Program Components</b>	Size in Square feet	Size in Square feet	Size in Square feet	Size in Square feet	Size in Square feet	Size in Square feet
<b>Gymnasium</b>		6000	4800			5600
<b>Fitness and Wellness Area</b>	12,000 (including studio)	5000	15,000 (+5,000 for change rooms)	Upper- 869 Lower- 5440	7,461	8000
Indoor Track	300 metre	224 meters long 4.4 laps=1km	235 metre loop			200 metre
Dance / Aerobics				1159		
Stretching	1500	3500				
<b>Aquatic Facilities</b>		Pool deck space 25200		20,086	139935	
Lane Pool		25 meter by 25 meter	25 metre x 25m, 10 lane pool	371 person capacity 843000 liters		25m X 12.5 m Teach Pool = 12 m X 8 m
Leisure Pool	370 person	266 person 900,000 liters	300 person wave pool		34.5 x 13	
Whirl Pool / hot tub	40 person	40 person	90 person	19 person 3161 liters	11 person	16 person
Steam Room	30 person	15-20 person	30 person	180 sq. feet 10-15 person		10 person
Sauna	included	12 person	20 person	180 sq. feet 15-20 person	15 person	none
Slides, ropes	2 waterslides	waterslide is 2.5 stories			250 Foot waterslide- 46 m	
Lazy River	46m long		50 feet			

Peer Facility	Servus Credit Union Place	Trans Alta Tri-Leisure Centre	Millennium Place	Londonderry	Millwoods	Jamie Platz YMCA
<b>Arena</b>		50,000	57,000	27911	59203	
Size	3 NHL-Ice Surface=200 X 85	2 NHL Ice Surface=200 X 85	Ice Surface=200 X 85	Ice Surface=200 X 85	2 NHL Ice Surface=200 X 85	
Leisure Ice Surface	7300	5,000	65 X 80			
Locker Rooms		500 each. Total 5,000	300 (8 change rooms)	Square feet- 342, 525, 450, 504, 288 Referee Room- 188 (including lockers)	400	
<b>Field House - Multi-activity courts</b>	2 regulation size	Total square footage- 50,000 Fields (90 x185)				
Other		Locker Rooms- 400 sq feet each Total 3800 sq feet				
<b>Multipurpose Rooms</b>						
Type of Multi-purpose Rooms	100-150 person		1700 each. One aerobic room is 850		Large bookable space	2 rooms= 2700 /2000
Community Meeting rooms		45 x 27- 50-60 people 22 X 27- 25-30 people 18 X 27- 25-30 people 40 X 27- 50-60 people	5 meeting rooms Capacity 20-35 people	23 feet in diameter, circular shaped, 44 person capacity	75 x 48- 3600 sq feet 150 person capacity	12 x 14
<b>Activity Zones</b>						
Racquetball/Squash courts						900 per court
Child Play Space		2700	8760	150 sq feet meant for 4 or 5 kids		
Child Minding Services						1400
<b>Support Zones</b>						

Peer Facility	Servus Credit Union Place	Trans Alta Tri-Leisure Centre	Millennium Place	Londonderry	Millwoods	Jamie Platz YMCA
Lobby / Control		10,000	13,000		1600	3300
Locker Rooms (male/female)		5,000		1512	Women's- 2838 Mens- 1296	Men's- 1700 Women's- 1800
Family Change Rooms				874	150	1000
Commerial Retail Units (CRU) Total	10,000					
Concession			2500	368	1200	280
Physio /Other Health Services		7500	3500		700	
Other Retail			1200			
<b>Administration</b>						
Offices			1075		2950	2500
<b>Transportation &amp; Parking</b>						
Parking Spaces	1200 paved parking stalls	560 stalls	924 stalls	68 stalls, 3 disabled. School overflow- 100	150	300 parking spaces
<b>Sport Fields &amp; Outdoor Amenities</b>				11 Hectares	32 Hectares	
Baseball Fields				295, 230, 90	200, 269, 295, 160, 160	
Multipurpose Fields				330 X 180, 330 X 190	350X205, 320X185, 325X205, 300X180	
Soccer Fields			4 Regulation size fields		300 X 180	
Softball Fields				330 X 210		
Tennis Courts					6 courts	
Cricket					Premier cricket	
Skateboard Park					Outdoor	

## **Servus Credit Union Place**

### **Gymnasium**

Community Gymnasium with mondo dual durometer sport flooring and a dividable curtain. The gymnasium seats 125 people.

### **Fitness and Wellness Centre**

The fitness facility is equipped with Technogym fitness equipment and 2 wellness studios. Equipment in the fitness centre includes free weights, machine weights, treadmills, elliptical trainers, recumbent and upright bikes, cardio wave machine. Every cardio machine is equipped with a personal entertainment system and Smart Key technology. They also have a state of the art Kinesis Studio for strength, flexibility and balance training. 3 large areas around the 300m, oval, 4 lane track accommodate 20-30 people for stretching. The track also has a straight away lane and spin cycle programming areas in the corners of the track. Services provided include fitness appraisals, personal training, body composition analysis and group personal training.

### **Aquatic Facilities**

The centre has a leisure pool with the capacity for 370 people. The pool is equipped with two hot tubs for 40 people, a steam room for 30 people, a sauna that has two units, 2 waterslides, 46 meter long river ride, 25 spray and water features and a tot pool that is kept at 34 C.

### **Arena**

The centre has three NHL size arenas and a small leisure ice surface. The Championship arena can seat 2023. The Troy Murray and Mark Messier arenas seat 150 and 450 respectively. The two smaller arenas each have four dressing rooms with showers.

### **Field houses**

The two regulation field houses seat 250 per field.

### **Multi-Purpose Rooms**

The centre has an active living multi-purpose room for 100-150 people equipped with a kitchen. As well there are 5 meeting rooms available for rent.

### **Activity Zones**

The children's playground has 17 playground features including 5 slides, a footbridge and a rope bridge. They also provide a drop-in child minding service.

### **Support Zones**

There are traffic counters at the front doors and at the aquatic locker room entrances. The lockers rooms contain gang showers and swim suit drying machines. There is also one family change room that contains 52 lockers, 12 change rooms, 1 special needs change room, 3 toilet stalls and a gang shower area. There is a small concession that opens to the pool area as well as vending machines. There is also 10,000 sq feet of commercial space including a physio therapy clinic, Booster Juice, St. Albert Source for Sports, and Don Cherry's restaurant, lounge and outdoor patio. The RCMP also operates a community policing station in the centre.

### **Transportation and Parking**

There are 1200 paved parking stalls outside as well as a bus stop that is serviced by 3 bus routes.

### **Sports Fields and Outdoor Amenities**

None

## **Trans Alta Tri-Leisure Centre**

### **Gymnasium**

The spontaneous use Gymnasium has hardwood floor, stage lighting and a drop curtain. There is no spectator seating.

### **Fitness and Wellness Centre**

The fitness centre has state of the art training equipment including free weights, machine weights and cardiovascular equipment. The centre has two fitness studios; one is a dance studio with a cushioned floor. The indoor fitness track is 224 meters long and has three lanes wide enough to accommodate wheelchairs and strollers.

### **Aquatic Facilities**

The 25 meter lane has 10 lanes, is kept at a temperature of 28 C and has a capacity of 266 people. The diving boards are 1 and 3 meters. The 30C leisure pool is 0-3.5 feet in depth, has a play structure, a 2.5 story waterslide, water feature and swinging rope. The hot tub can hold 40 people; the Steam Room can hold 20 people and the Sauna can hold 12.

### **Arena**

The centre has two NHL size rinks and a small leisure ice surface for spontaneous use. There are 320 bucket seats and the arenas can seat up to 500 people. There is overhead heating on both seating areas. There are 8 participant change rooms; one is for female use only. As well there are 2 referee/first aid rooms.

### **Field houses**

There are two 90 x 185 soccer pitches with seating up to 500 and glass viewing. One of the fields hosts field house flooring for court activities. The other field has inline skating when indoor soccer season is over. There are 4 change rooms per side, 1 first aid room and 1 referee room.

### **Multi-Purpose Rooms**

The centre has 4 meeting rooms; two of the rooms host 25-30 people and the other two host 50-60.

### **Activity Zones**

The children's play center floor is made of recycled tires for easy cleaning. Child minding services are available.

### **Support Zones**

The monitor Desk has camera surveillance and the secondary desk is available for membership and pro shop sales. The primary desk has 2-3 cashiers. The lockers rooms have 6 showers each including the family change room. The men's has 3 toilets, the ladies has 12 and the family change room has 4. There are 310 ½ lockers and 25 full lockers in both the men's and ladies. The Family change room has 70 ½ lockers. There are 3 family change rooms with 5 single change cubicles and 2 disabled accessible change cubicles. There is also a special needs only change room with a lift to the shower and toilet and a folding change table. There are various commercial spaces including a physiotherapy clinic, Booster Juice, Shotz Sports Lounge, Custom Grind Skate Sharpening and Sports Accessories and a concession.

### **Transportation and Parking**

There are 560 paved parking stalls outside.

### **Sports Fields and Outdoor Amenities**

None



## **Millenium Place**

### **Gymnasium**

The spontaneous use Gymnasium is 4800 square feet with no spectator seating.

### **Fitness and Wellness Centre**

The 20,000 square foot fitness centre includes free weights, machine weights and cardiovascular equipment. The cardio equipment includes treadmills, cross-trainers, stair-masters and more. There are also exercise balls available in the stretching area. There is also an indoor fitness track with an incline that is a 235 meter loop. Services offered include well power and nutrition consultations.

### **Aquatic Facilities**

The 25 X 25 meter lane pool has 10 lanes. The wave pool/leisure pool has a capacity of 300 people. The spray features include an old fashioned steam engine water structure and a 50 foot spiraling vortex lazy river. There is also a whirlpool, steam room and sauna. There is spectator seating for 380 people.

### **Arena**

The centre includes a twin arena with NHL sized ice that seats 850 people. There is also a 65 X 80 leisure ice surface. There are 8 change rooms with 1 shower and 1 toilet each.

### **Field houses**

None

### **Multi-Purpose Rooms**

The centre has 5 meeting rooms of various sizes with capacity for 20-35 people.

### **Activity Zones**

Activity zones include a 10 foot climbing wall for children 12 years and under. The child play space includes a permanent climbing structure with a variety of slides, interactive games and ride'm toys. There is also a drop in babysitting service for newborn and up.

### **Support Zones**

The support zones include a 13,000 square foot lobby with food service, coffee shop and Fruit Monkey. Other retail includes a physiotherapy clinic, Second Cup, Market Grille, EuroSport and Running Room. The men's and women's locker rooms include 200 lockers each. The family change room has four family change room stalls with individual showers.

### **Transportation and Parking**

There are 924 parking stalls and one bus stop. The bus comes every hour during peak times.

### **Sports Fields and Outdoor Amenities**

Outdoor amenities include 4 full size regulation soccer fields and a skate park.

## **Londonderry Recreation Centre**

### **Gymnasium**

None

### **Fitness and Wellness Centre**

There are two fitness centers, an upper and a lower center. Both fitness centers include free weights, weight machines, bikes, treadmills, ellipticals and stairmasters. With equipment in the center the capacity is 111 people; without equipment, 584 people. There is also an aerobics, multi-purpose room with special flooring that can accommodate 60 people. There are also fitness consultants available.

### **Aquatic Facilities**

The 25 meter leisure pool is uniquely shaped and has room for five lanes; it is kept at a temperature of 29.5 C. The pool slopes from 18 inches to 6 or 10 feet deep. The pool capacity is 371 people and holds 843000 liters of water. There is an adjoining warmer shallow water teach pool. The whirlpool can fit approximately 3161 liters of water and 19 people. The steam room capacity is 10-15 and the sauna capacity is 15-20. There is spectator seating in the pool area for 15 people. There are two large slides that enter into deep water, one into the 6 foot and the other into the 10 foot end. There is also a sundeck used in the summer from the pool area.

### **Arena**

The centre has one NHL size arena that is capable of summer ice. The arena has 450 spectator seats and room for 75 people standing. There are 5 change rooms and a referee room varying from 188-525 square feet. All the change rooms have their own gang shower and washroom.

### **Field houses**

None

### **Multi-Purpose Rooms**

The center has a circular shaped board room with a kitchen and capacity for 44 people.

### **Activity Zones**

The children's play center is a small area with toys for kids during lessons or after swimming meant for 4 or 5 kids.

### **Support Zones**

The lobby area spreads out through the building and breaks into distinct lobby areas. The female change rooms include 106 medium lockers and 3 large lockers with a mixture of coin and bring your own lock. There are 5 showers and 3 toilets with one of each being disabled and 3 change stalls. The men's change room includes 106 medium lockers and 6 large lockers with a mixture of coin and "bring your own lock". There are 7 showers and 3 toilets with one of each being disabled, 4 urinals and no change stalls. The family change room has 26 medium lockers, 2 showers and 1 washroom. As well there are two stalls that have a shower and toilet and five stalls for changing. There is also a concession stand with tables set up in the lobby in front. Other services include vending and skate sharpening machines.

### **Transportation and Parking**

There are 68 public parking stalls and 3 disabled stalls. The school parking lot also has approximately 100 stalls that are used as overflow.

### **Sports Fields and Outdoor Amenities**

The outside amenities include 3 ball diamonds, 2 multipurpose fields, one track, 3 soccer fields and 4 tennis courts.

## ***Mill Woods Recreation Centre***

### **Gymnasium**

None

### **Fitness and Wellness Centre**

The 7,461 square foot fitness center offers nutrition and fitness consultations. It contains free weights and cardio equipment including bikes, treadmills, rowing machines and elliptical trainers. There are also assorted stack equipment pieces.

### **Aquatic Facilities**

The aquatic facilities include a shallow water teach pool and a dive tank with a 1m diving board. The leisure pool is a 45 m gradual depth wave pool with 6 lanes, it s kept at 29 C. The facility also includes a whirlpool, steam room and sauna. There is also a 250 foot giant waterslide and a tot pool with various spray features. There are 71 deck chairs for spectator seating.

### **Arena**

The centre has two NHL size arenas. The A side has seating for 300 plus 200 standing. The B side has seating for 450 plus 200 standing. There are 8 dressing rooms with 6 showers in each, gang showers.

### **Field houses**

None

### **Multi-Purpose Rooms**

There are 5 meeting rooms and a large multi-purpose space that is available for booking.

### **Activity Zones**

Activity zones include 2 regular size indoor racquet courts and an indoor playground.

### **Support Zones**

The support zones include a cafeteria with catering capacity, and vending machines. Other retail includes a pro shop. The women's locker room includes 9 showers, plus 1 handicap, 3 toilets plus 1 handicap, 4 changing stalls and 404 lockers. The men's change room includes 8 showers plus 1 handicap, 3 toilets plus 1 handicap, 4 urinals, 4 changing stalls and 266 lockers. There are two family change rooms with privacy stalls and 1 toilet. There are no lockers or changing stalls in the family change rooms. There is also a 1200 square foot cafeteria with catering ability.

### **Transportation and Parking**

There is a bus stop at the Recreation centre and multiple bus stops near by. There are 150 parking spaces.

### **Sports Fields and Outdoor Amenities**

The outside amenities include 5 ball diamonds, including 3 premier shale diamonds. There are 4 premier multi-purpose fields. There is a water spray park and an outdoor track. There is one soccer field, 6 tennis courts, a premier cricket field and a skateboard park. Other outside amenities include a toboggan hill, picnic sites and a lake.

## **Jamie Platz YMCA**

### **Gymnasium**

Jamie Platz YMCA has a 5600 square foot gymnasium with no spectator seating.

### **Fitness and Wellness Centre**

There is an 8000 sq foot workout center with a 200 m walking/running track. The Fitness centre includes cardio machines, free weights and weight machines. The cardio machines have a Cardio Theatre system- cardio TV.

### **Aquatic Facilities**

The aquatic facilities include a moveable bottom teach pool and a 25m swimming pool. The teach pool is a warmer pool kept at a temperature of 31 C. The whirlpool can hold 16 people and the steam room fits 10. There is no spectator seating in the pool area. The pools have a capacity of 225.

### **Arena**

None

### **Field houses**

None

### **Multi-Purpose Rooms**

The center has two multi-purpose rooms that are used for preschool and children's programs, child minding, and some fitness classes. The capacity is about 125. The 12 X 14 meeting room has a capacity of 20.

### **Activity Zones**

The activity zones include two 900 sq foot racquetball/squash courts and an indoor playground. The 1400 square foot indoor playground has equipment for children 0-6 years of age. Child minding services are offered for children 0-12 years of age.

### **Support Zones**

The support zones include a 3300 square foot lobby and a 280 square foot snack shop. There are four locker rooms each with 6-8 showers and approximately 130 lockers each. The family change room has 5 private change rooms and 20 lockers.

### **Transportation and Parking**

There are 300 public parking stalls and a bus stop for easy accessibility.

### **Sports Fields and Outdoor Amenities**

None