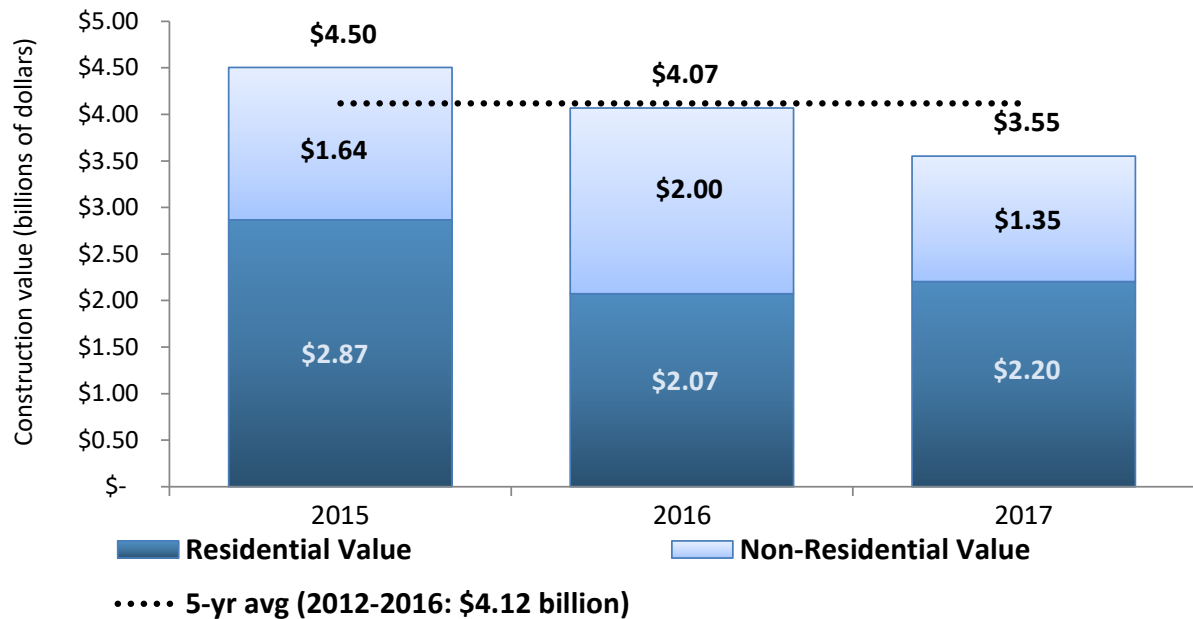


City of Edmonton: 2017 Annual Building Permit Values



Annual Building Permit Values (2015 – 2017)



Total 2017 building value: **\$3.55 billion**

- A decrease of 13 per cent from \$4.07 billion in 2016
- A decrease of 14 per cent from \$4.12 billion 5-year average

Total residential value: **\$2.20 billion**

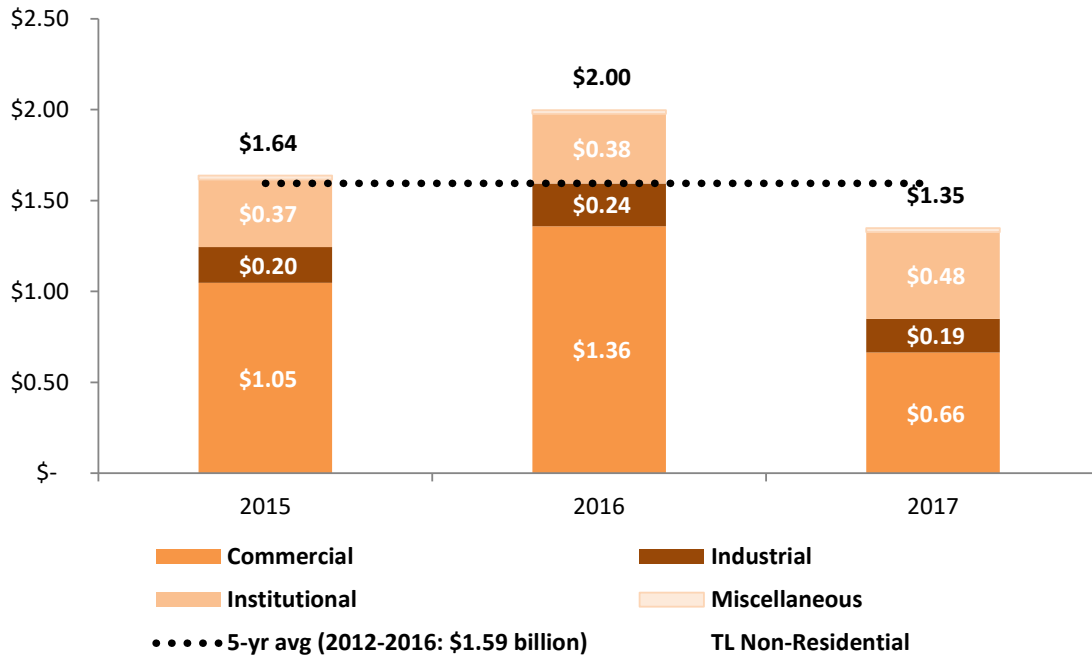
- An increase of 6 per cent from \$2.07 billion in 2016

Total non-residential value: **\$1.35 billion**

- An decrease of 32 per cent from \$2.00 billion in 2016

City of Edmonton: 2017 Annual Building Permit Values

Annual Non-Residential Building Permit Values (2015 – 2017)



Total 2017 non-residential value: **\$1.35 billion**

- A decrease of 15 per cent from \$1.59 billion 5-year average

Total Commercial value **\$0.66 billion**

- A decrease of 51 per cent from \$1.36 billion in 2016

Total Industrial value **\$0.19 billion**

- A decrease of 21 per cent from \$0.24 billion in 2016

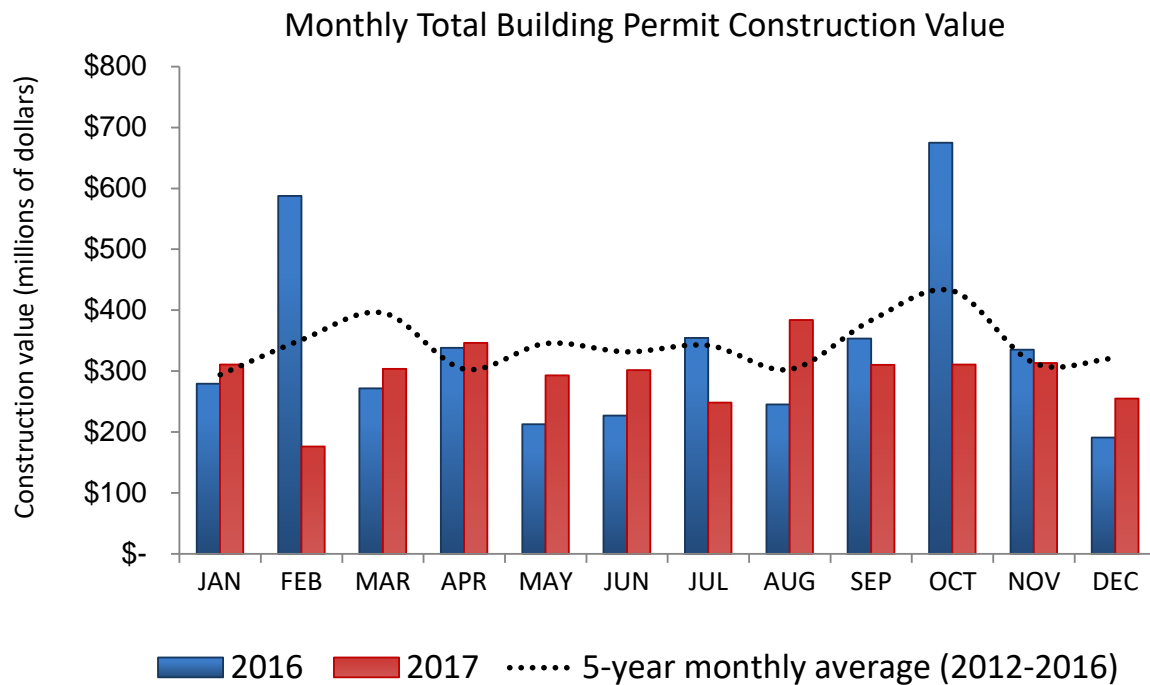
Total Institutional value **\$0.48 billion**

- An increase of 25 per cent from \$0.38 billion in 2016

City of Edmonton: 2017 Annual Building Permit Values



Monthly Building Permit Values (2015 – 2017)



Average Monthly Building Permit Value 2017: **\$296 million**

- 13 per cent decrease from \$339 million in 2016
- 14 per cent decrease from 5-year average monthly value \$343 million

City of Edmonton: 2017 Annual Building Permit Values



2017 Building Permit Approvals over \$10 million

Project or Business Name	Use	Est. Construction Value	WORKTYPE
ICE Parkade Phase 2+Ph1 M+E	Engineering (490)	\$65,831,835	(02) Addition
EPS - Northwest Campus	Law Enforcement/Emergency Svcs. (612)	\$60,000,000	(01) New
The MacLaren	Apartments (310)	\$53,404,250	(01) New
Productivity and Innovation	Post-secondary Institutions (624)	\$42,302,018	(01) New
Starlight Casino WEM	Indoor Recreational Buildings (560)	\$30,000,000	(02) Addition
West Block - Building 1	Apartment Condos (315)	\$29,278,240	(01) New
Gilead Chemical Synthesis Plant	Manufacturing Buildings (430)	\$28,353,446	(01) New
Lodging House and a Group Home	Other Accommodation (534)	\$25,577,000	(01) New
Sakaw Terrace	Apartments (310)	\$25,573,651	(01) New
Revera North Edmonton	Day Cares, Nursing Homes (650)	\$25,366,230	(01) New
Raymond Block	Office Complex (522)	\$24,257,899	(01) New
The Connaught	Apartments (310)	\$23,800,000	(01) New
Signature 3	Apartment Condos (315)	\$23,000,000	(01) New
Phase 2 - Interior Alteration	Post-secondary Institutions (624)	\$22,500,000	(03) Interior Alterations
Camsel Apartments	Apartment Condos (315)	\$20,000,000	(08) Add Suites to Multi-Dwelling
Christenson Village at Westmount	Apartments (310)	\$20,000,000	(01) New

City of Edmonton: 2017 Annual Building Permit Values

2017 Building Permit Approvals over \$10 million

Continued

Project or Business Name	Use	Est. Construction Value	WORKTYPE
Supportive Living Facility	Day Cares, Nursing Homes (650)	\$17,690,438	(03) Interior Alterations
Telus Mech penthouse phase 3	Office Buildings (520)	\$15,500,000	(03) Exterior Alterations
Villa Marguerite	Day Cares, Nursing Homes (650)	\$15,000,000	(02) Addition
Holiday Inn & Conference Facility	Hotels (530)	\$15,000,000	(01) New
Walker Lakes Residential	Apartments (310)	\$14,653,760	(01) New
Laurel School New K-9 EPSB #98230	Elementary Schools (620)	\$14,000,000	(01) New
Heritage Valley Station - Building 2	Apartments (310)	\$13,379,750	(01) New
Granville Public School School K-9	Elementary Schools (620)	\$13,004,190	(01) New
97 Street Apartments, building 1	Apartment Condos (315)	\$13,000,000	(01) New
Secord K-9	Elementary Schools (620)	\$12,335,000	(01) New
Four Points/Sheraton & Element/Weston	Hotels (530)	\$11,000,000	(01) New
Forbes Bros. Commercial Building	Office Buildings (520)	\$10,566,000	(01) New
Concordia CSRI addition	Universities (626)	\$10,000,000	(02) Addition