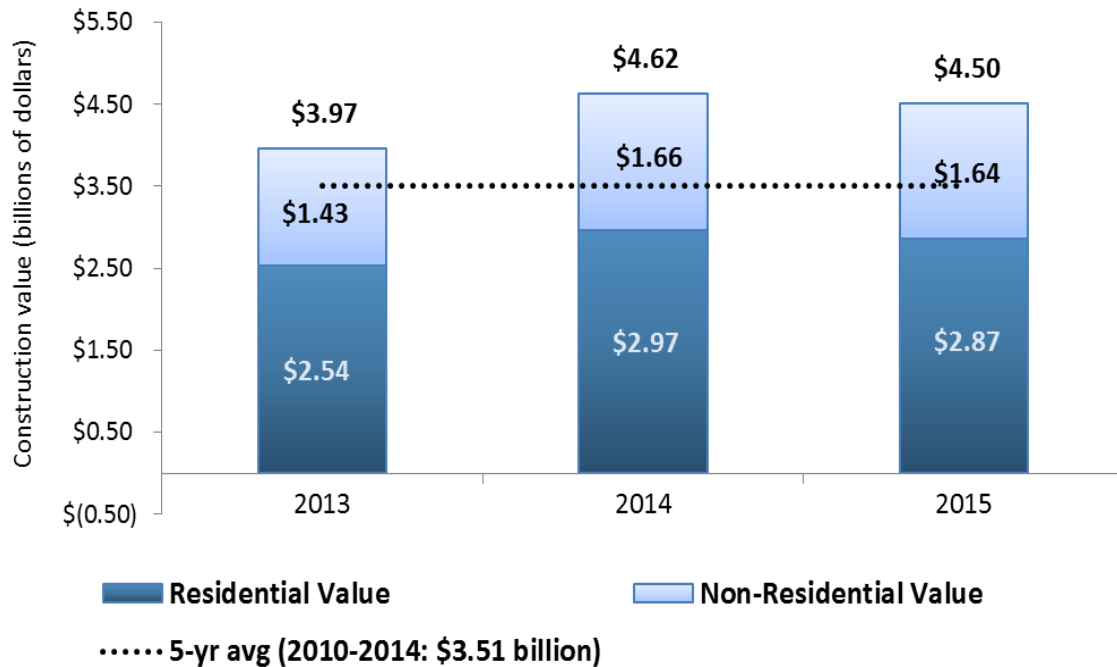




Annual Building Permit Values (2013 – 2015)



Total 2015 building value: **\$4.5 billion**

- A decrease of 3 per cent from \$4.62 billion in 2014
- An increase of 28 per cent from \$3.51 billion 5-year average

Total residential value: **\$2.87 billion**

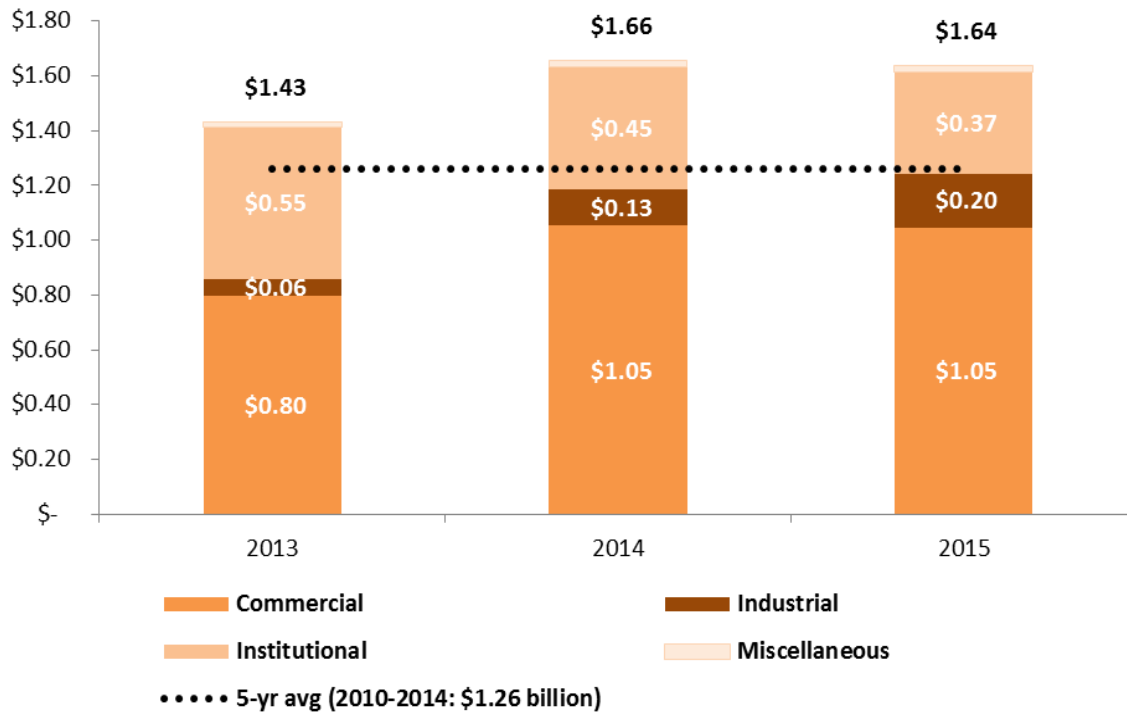
- A decrease of 3 per cent from \$2.97 billion in 2014

Total non-residential value: **\$1.64 billion**

- A decrease of 1 per cent from \$1.66 billion in 2014



Annual Non-Residential Building Permit Values (2013 – 2015)



Total 2015 non-residential value: **\$1.64 billion**

- An increase of 30 per cent from \$1.26 billion 5-year average

Total Commercial value **\$1.047 billion**

- A decrease of 1 per cent from \$1.052 billion in 2014

Total Industrial value **\$0.2 billion**

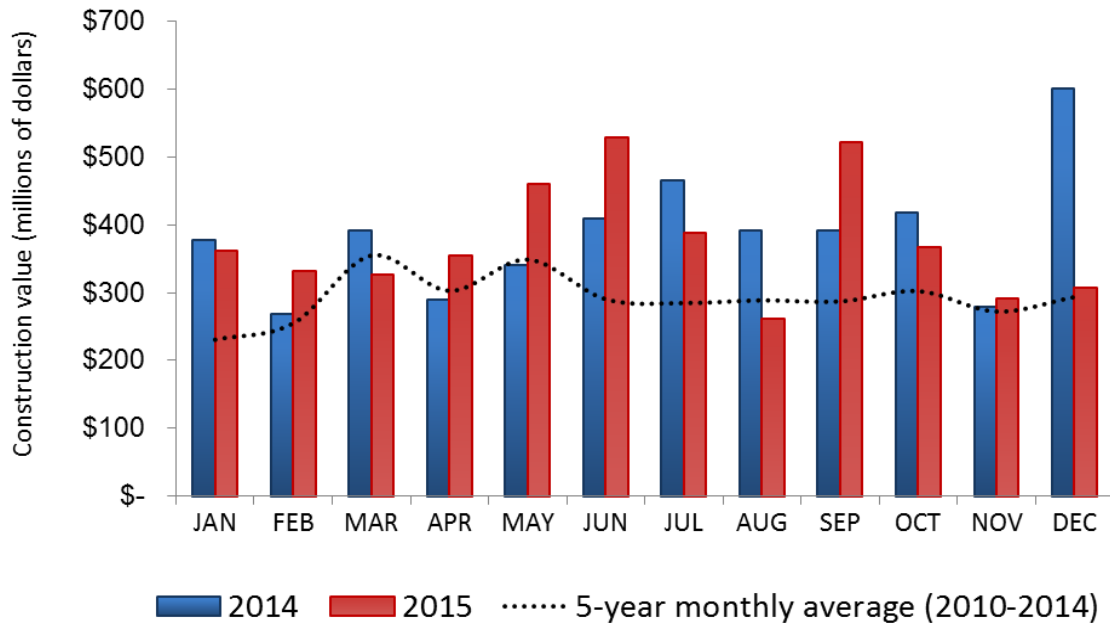
- An increase of 50 per cent from \$0.13 billion in 2014

Total Institutional value **\$0.37 billion**

- A decrease of 18 per cent from \$0.45 billion in 2014



Monthly Building Permit Values (2013 – 2014)

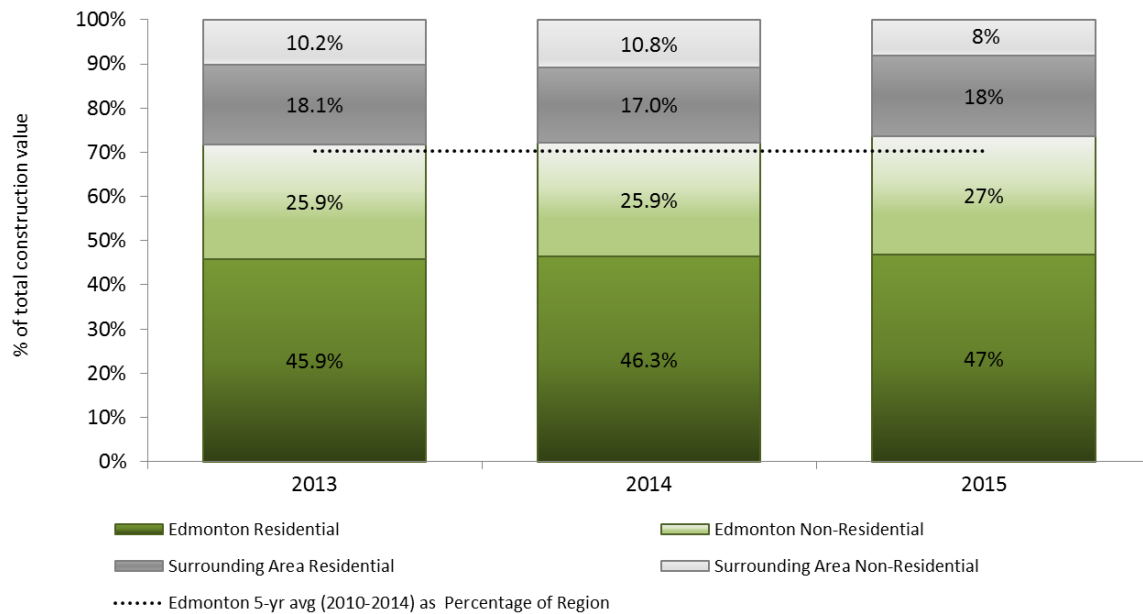


Average Monthly Building Permit Value 2015: **\$375 million**

- 3 per cent decrease from \$385 million in 2014
- 28 per cent increase from 5-year average monthly value \$293 million



Market Share Edmonton and Surrounding Area (2013 – 2015)



Total 2015 building value of Edmonton and Surrounding Area: **\$5.7 billion**

- Edmonton: **\$4.2 billion**
- Surrounding Area: **\$1.5 billion**

2015 Percentage of Market Share of Edmonton: **74%**

- An increase of 2 per cent from 72 per cent in 2014
- An increase of 4 per cent from 70 per cent of 5-year average



2015 Building Permit Approvals over \$10 million

| SL | Project or Business Name | Use | Est. Construction Value |
|----|--|------------------------------------|-------------------------|
| 1 | EAD Block D | Multi-use building | \$137,500,000 |
| 2 | EAD Parkade | Underground parkade | \$91,248,300 |
| 3 | North Learning Centre - NorQuest | Public education services building | \$76,997,895 |
| 4 | Kelley Ramsey Project | Multi-use building | \$71,617,614 |
| 5 | Mayfair North Apartment | Multi-use building | \$54,651,500 |
| 6 | Shepherd's Gardens Heritage | Apartment building | \$46,000,000 |
| 7 | Hendrix Main Building incl ped att'd 2st | Apartment building | \$31,200,000 |
| 8 | Ross Sheppard - Addition & Upgrades | Renovation | \$30,040,292 |
| 9 | Londonderry Mall - Phase 2 Renovations | Mall | \$27,500,000 |
| 10 | Allendale 5 | Office building | \$26,000,000 |
| 11 | Gibson Energy | Industrial use building | \$23,500,000 |
| 12 | EAD Block D | Structural frame | \$23,000,000 |
| 13 | Vimy Ridge Academy Modernization | Exterior alteration | \$22,481,400 |
| 14 | All Seniors Care Living | Assisted living building | \$22,410,691 |
| 15 | Brewery District underground parkade | Underground parkade | \$18,000,000 |
| 16 | Louis St Laurent Modernization | Renovation | \$18,000,000 |
| 17 | Northern Alberta Urology Clinic | Renovation | \$17,000,000 |
| 18 | ARA Building 1 | Apartment building | \$15,956,316 |
| 19 | Lewis Farms Edmonton Public School | School building | \$15,603,060 |
| 20 | Aloft Skyview Condos | Apartment building | \$15,372,953 |
| 21 | Bay Bridge Heritage Valley Seniors | Apartment building | \$15,000,000 |



2015 Building Permit Approvals over \$10 million

Continued

| SL | Project or Business Name | Use | Est. Construction Value |
|----|-------------------------------------|----------------------------------|-------------------------|
| 22 | Stafford Greens | Apartment building | \$ 15,000,000 |
| 23 | Archbishop O'Leary HS Modernization | Renovation | \$ 14,930,000 |
| 24 | Allure by Carrington | Apartment building | \$ 14,857,376 |
| 25 | Brewery District--Building 1 | Retail building | \$ 14,217,447 |
| 26 | Windermere Edmonton Catholic School | School building | \$ 14,053,333 |
| 27 | CASA Centre Redevelopment | Personal service/school building | \$ 13,807,220 |
| 28 | Ambleside Edmonton Public School | School building | \$ 13,583,101 |
| 29 | Village at Walker Lakes | Apartment building | \$ 13,500,000 |
| 30 | Cornerstone Building D | Industrial use building | \$ 13,300,000 |
| 31 | St. Brendan School | School building | \$ 13,093,555 |
| 32 | Brewery District--Building 4 | Retail building | \$ 12,895,541 |
| 33 | Lewis Farms School | School building | \$ 12,741,733 |
| 34 | Terwillegar School | School building | \$ 11,778,496 |
| 35 | Hollick Kenyon | Apartment building | \$ 11,000,000 |
| 36 | Sentinal Storage | Industrial use building | \$ 10,950,000 |
| 37 | Digital Machine Ltd. | Industrial use building | \$ 10,690,851 |
| 38 | 50 St Apartments | Apartment building | \$ 10,500,000 |
| 39 | Heritage Valley | Apartment building | \$ 10,325,000 |
| 40 | Aviva Condominiums BLDG 2 | Apartment building | \$ 10,276,000 |
| 41 | FLUID LIFE | Industrial use building | \$ 10,230,000 |
| 42 | Royal Alexandra | Renovation | \$ 10,000,000 |

