



Have your say: City objectives and value for taxes

Hello and welcome to the City of Edmonton's 2012 budget consultation survey. We appreciate you taking a few minutes of your time to share with us what you think the city's priorities should be and what are fair taxes and fees for services.

Participation in this survey is purely voluntary and your answers will be treated with the strictest of confidence. The survey is being administered by Angus Reid Public Opinion and Vision Critical, whose privacy policy can be found [here](#).

The survey should take 5 to 15 minutes to complete.

Click next to begin the survey.

Please note that this survey will close on October 31st, don't wait to share your thoughts with us.

Next



Have your say: City objectives and value for taxes

First, please tell us a little bit about yourself.

Are you...

*Please select one response only.*

A man

A woman

How old are you?

*Please select one response only.*

Under 18

18-34

35-44

45-60

60+

Which area of the City of Edmonton do you live in?

*Please enter your Postal Code in the below box*

Next



Generally speaking, would you say you are satisfied or dissatisfied with the overall quality of services provided by the City of Edmonton?  
*Please select one response only.*

- Very satisfied
- Moderately satisfied
- Moderately dissatisfied
- Very dissatisfied
- Not sure

Next



Would you recommend Edmonton as a place to live, work and visit?  
*Please select one response for each item.*

		Definitely would recommend	Probably would recommend	Probably would not recommend	Definitely would not recommend	Not sure
To live	<input type="radio"/>					
To work	<input type="radio"/>					
To visit	<input type="radio"/>					


Next



Using the **allocation slider**, please tell us what you think is the current share of where your household's total tax dollars go between various levels of government, including income taxes and property taxes?

Drag each slider to show the amount you want to assign. Zero for the next slider starts where the previous one ends.

[Click here](#) for list of all services that different orders of government are responsible for.

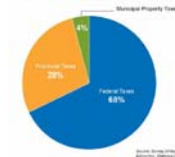


Total Allocated: 0 %

Next

After **Next** the actual distribution of income, education and property taxes is displayed (excluding federal and provincial taxes for goods and services, fuel and other consumables). Survey then asks what is recommended distribution of taxes among three orders of government.

Federal, Provincial and Municipal Taxes



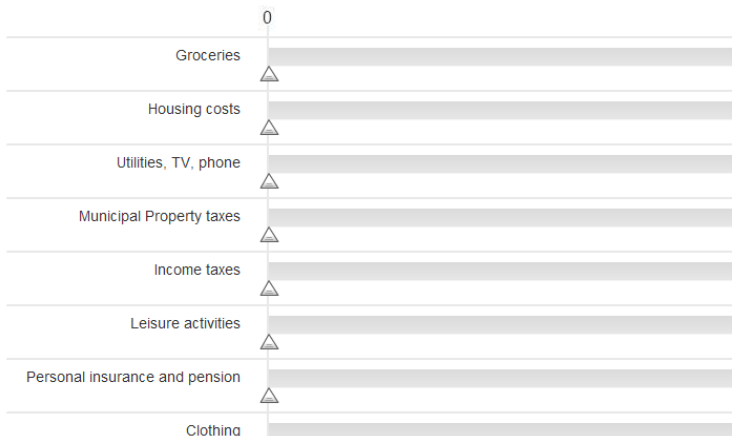
Below is a breakout of the % a typical Edmonton household allocates to each of these areas according to Statistics Canada.

Groceries	\$7,238	9.8%
Housing costs	\$13,901	18.9%
Utilities, TV, phone	\$14,348	19.5%
Municipal Property taxes*	\$1,381	1.9%
Income taxes	\$15,784	21.5%
Leisure activities	\$4,103	5.6%
Personal insurance and pension	\$4,348	5.9%
Clothing	\$2,982	4.1%
Transportation	\$9,871	13.4%
Total (average, rounded)	\$74,000	100%

\*Note: Municipal property tax is actual for typical Edmonton home, not Stats Canada average.

Thinking about these numbers, please use the **numeric text boxes/allocation slider** below to tell us roughly how much of your household's monthly spending goes to the different areas:

Drag each slider to show the amount you want to assign. Zero for the next slider starts where the previous one ends.



Next



Over the past few years, the City has worked with thousands of Edmontonians to set a long-term vision for the City in 2040. Edmontonians also helped create 10-year goals for the city to move towards the vision. From that input, City Council embedded the goals in a strategic plan ([www.edmonton.ca/StrategicPlan](http://www.edmonton.ca/StrategicPlan)) to guide all decisions. City Council has created outcomes or "objectives" to achieve those goals.

Please indicate which of the TEN following objectives the City of Edmonton is seeking to accomplish are most important to you.

- Citizens use city infrastructure and participate in services and programs that provide enjoyment and personal health benefits
- The City is an effective participant in regional partnerships and collaboration
- Attractive and compact physical design with diverse neighbourhoods, amenities and public open spaces
- The transportation system is integrated, safe and gives citizen choice to their mode of movement
- The City supports the development of high potential sectors
- Citizens use public transit and active modes of transportation
- Goods and Services move efficiently through the city
- The City facilitates the development of established businesses and sectors
- The City has well managed and sustainable assets and services
- The City has a resilient financial position
- The City has balanced revenue streams that are sustainable
- Diverse, engaged and innovative employees involved in service delivery contribute to achieving the City's vision, goals and outcomes
- Safe and clean city
- The Corporation supports a competitive business climate and delivers business friendly services
- Citizens are connected to their diverse communities and have pride in their city
- The impact of City operations on air, land, and water systems is minimized
- The City of Edmonton embraces its relationships with people and partners to deliver services to its citizens
- Edmonton has sustainable infrastructure that fosters and supports civic and community Needs
- Edmonton strives to be a leader in environmental advocacy, stewardship, preservation and conservation
- The City of Edmonton delivers valued, quality, cost-effective services to its citizens
- Partnerships with citizens, communities and organizations are leveraged to improve Edmonton's environmental health
- Complete collaborative communities that are accessible, strong, and inclusive with access to a full range of services
- The City attracts talent and investment making it nationally and internationally competitive
- None of the above

Next



We have another question on these objectives. Can you suggest any additional objectives we should add for any of the following City goals?

Click [here](#) to see a list of the goals again

Diversify Edmonton's Economy

Ensure Edmonton's Financial Sustainability

Improve Edmonton's Livability

Preserve and Sustain Edmonton's Environment

Shift Edmonton's Transportation Modes

Transform Edmonton's Urban Form

Good Governance





None come to mind








Next



Below is a list of services provided by the City of Edmonton. For each, please indicate your level of satisfaction with the way in which this service is currently being delivered by the city.

Please select one response for each item.

	Very Satisfied	Moderately satisfied	Moderately dissatisfied	Very dissatisfied	Not sure	Do not use this service
Public Transit (Buses, LRT, DATS, LRT expansion, security, transit stations/centres) 						
Drainage Services – utility (sanitary sewer systems, land drainage and stormwater management, tunneling, lot grading, design & construction, emergency repairs, environmental planning) 						
EEDC (Edmonton Economic Development, Edmonton Tourism, Shaw Conference Centre, Edmonton Film Commission, Edmonton Research Park, workforce/labour strategy, TEC Edmonton partnership) 						
Community & Neighbourhood Services (family & community support services, community facilities/recreation centres, pools, arenas, golf courses, City attractions, Zoo, Muttart, recreation programming, graffiti management, grant management, partnerships and boards & commissions – homelessness, Telus Space & Science, REACH, Great Neighbourhoods, animal care, bylaw complaints & investigation) 						

	Very Satisfied	Moderately satisfied	Moderately dissatisfied	Very dissatisfied	Not sure	Do not use this service
Telus Space & Science, REACH, Great Neighbourhoods, animal care, bylaw complaints & investigation) 						
Police services (community policing, crime prevention, victim support, traffic & vehicles, special crime units and initiatives) 						
Infrastructure Renewal & Development (Neighbourhood Renewal Program – streets/sidewalks/streetlights in mature neighbourhoods; community enhancements from Great Neighbourhoods; drainage/sewer renewal, major project development – bridge renewal and replacement, LRT construction, recreation complex construction, and Capital Project Financing and Debt repayment) 						
Corporate Support (Customer info services – 311 and website, Information Technology, Human Resources, Legal Branch, Fleet Services) 						
Fire Rescue (fire suppression, medical response, hazardous material response, public safety and investigations, fire prevention & education, environmental emergency response, training and dispatch) 						
Roads (pothole repair, snow clearing, design & construction, transportation planning, traffic safety, traffic operations, signals & street lighting) 						
Planning, Housing and Buildings (urban planning, housing services, Environment Office, buildings & landscape services, City properties, land management, zoning, building permits and licensing) 						

Corporate Support (Customer Info services – 311 and website, Information Technology, Human Resources, Legal Branch, Fleet Services)



Fire Rescue (fire suppression, medical response, hazardous material response, public safety and investigations, fire prevention & education, environmental emergency response, training and dispatch)



Roads (pothole repair, snow clearing, design & construction, transportation planning, traffic safety, traffic operations, signals & street lighting)



Planning, Housing and Buildings (urban planning, housing services, Environment Office, buildings & landscape services, City properties, land management, zoning, building permits and licensing, development administration, safety codes, assessment and site servicing)




Very Satisfied  
 Moderately Satisfied  
 Moderately Dissatisfied  
 Very Dissatisfied  
 Not sure  
 Do not use this service

Waste Management Services – utility (garbage collection, litter management, eco stations and recycling operations, composting, Waste Management Centre, biofuels partnership)



Parks (playgrounds, sports fields, turf maintenance, river valley trails, forestry, pest management, parks maintenance, horticulture, parks planning, natural areas acquisition and preservation)




Next



Have your say: City objectives and value for taxes

Is there anything you can suggest that would make you happier about any of the city services?

*Please be as specific as possible.*

Next



Thinking about all City services you need and the cost pressures you face every month – from housing to groceries to transportation - what do you think is a fair monthly tax for those services:  
*Please be as specific as possible.*

(average is \$135/month)

Next



The services provided by the City of Edmonton are funded through several revenue sources, but primarily through the municipal property tax and user fees on specific services like transit and swimming pools, and utility fees on utilities such as garbage collection and sewer services. The cost of delivering City services has increased with inflation and the growth of the city.

Given the following options to deal with increased costs to pay for City services, which would you support to balance the budget the most and which would you support the least?

*Please select one response for each item.*

The most		The least
<input type="radio"/>	Increase property taxes	<input type="radio"/>
<input type="radio"/>	Increase user fees on programs and services	<input type="radio"/>
<input type="radio"/>	Combination of property tax and user fee increase	<input type="radio"/>
<input type="radio"/>	Cut existing service levels to maintain current taxes	<input type="radio"/>
<input type="radio"/>	Cut existing services to reduce taxes	<input type="radio"/>
<input type="radio"/>	Combination of cutting service levels and small increase in taxes	<input type="radio"/>
<input type="radio"/>	Combination of cutting service levels and small increase in taxes and user fees	<input type="radio"/>

Next



Which of the following best describes your total annual household income?

*Please select one response only.*

- Less than \$25,000
- \$25,000 to \$50,000
- \$51,000 to \$75,000
- \$76,000 to \$99,000
- \$100,000 or more
- Prefer not to say

Next



Thank you for having taken the time to answer these questions. Your input will be helpful in allowing the City to best meet the needs of Edmontonians. If you are interested in joining a special Citizen Panel to share your views with the City of Edmonton in future surveys like this or on other topics relating to the city, please let us know by answering "yes" to the question below. If you are not interested in participating in the online panel, please click "no thanks" and you will be redirected to the City of Edmonton's website.

*Please select one response only.*

- Yes I would like to participate in future surveys.
- No thanks

Next





First Name

Last Name

Email address

Please note – the City of Edmonton will not use your email address for any other purpose other than for contacting you for future studies. You may unsubscribe from these studies at any time. The City of Edmonton and Vision Critical will not share your email address with 3rd parties.

Next