



Chinatown and Area

Business Improvement Area Economic Indicators 2019

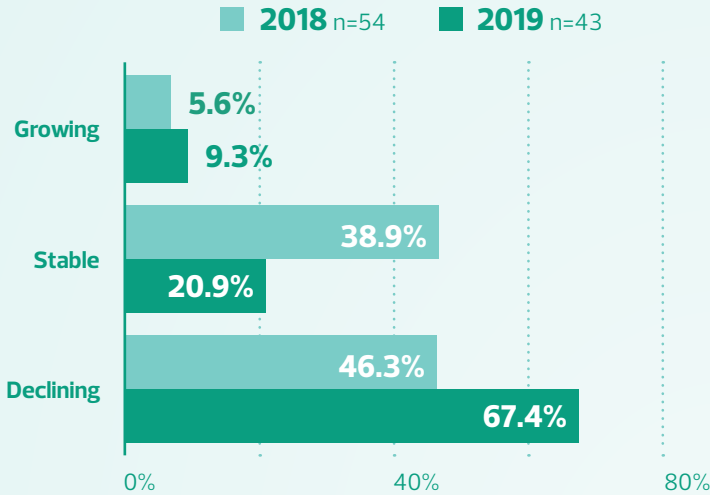
The Chinatown and Area Business Association of Edmonton is a dynamic, multi-cultural quarter of the city and offers Edmontonians the chance to stay home and experience the world. This area provides residents and visitors alike with the chance to sample wares and taste delicacies from Asia and Africa to Europe and the Middle-East, all within walking distance.

This Economic Indicators project was initiated by City Council to understand the overall economic well being of Edmonton's Business Improvement Areas (BIAs). In partnership with each BIA, the City has developed a set of indicators which can be measured annually to track and report economic trends.



INDIVIDUAL BUSINESSES ARE THRIVING

BUSINESSES REPORT THEY ARE STABLE, GROWING OR IN DECLINE



Increase in respondents who reported growing success*

NUMBER OF BUSINESSES WITHIN A BIA IS STABLE OR GROWING

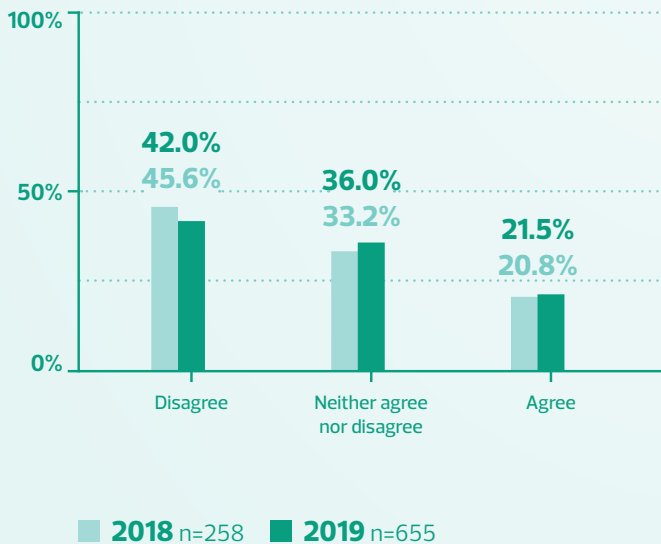
NUMBER OF LICENCED BUSINESSES, YEAR-OVER-YEAR



Decrease in New Licences*

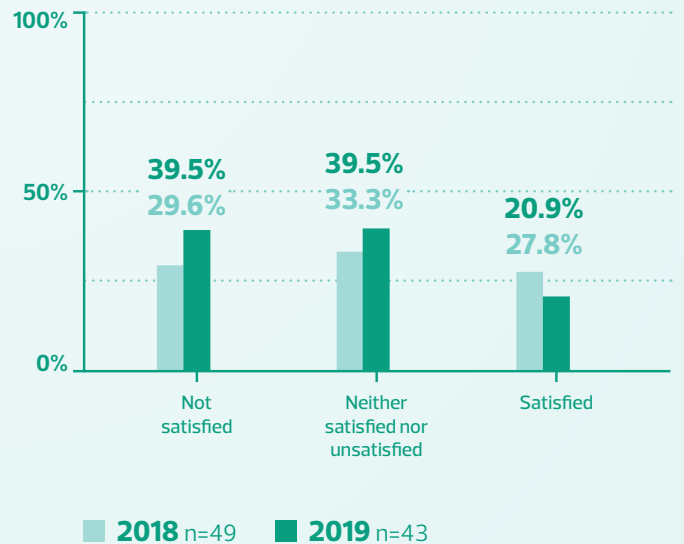
Increase in Total Licences* = 3 New Business Licences

PATRONS REPORT THE BIA IS AESTHETICALLY PLEASING



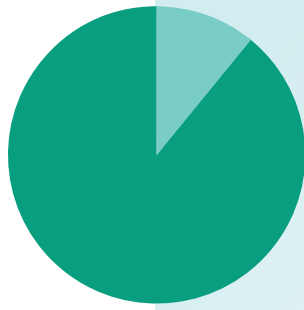
Increase in respondents who agree*

BUSINESSES REPORT THEY ARE SATISFIED WITH THE MIX OF EXISTING BUSINESSES IN THE AREA



Decrease in respondents who indicated satisfaction*

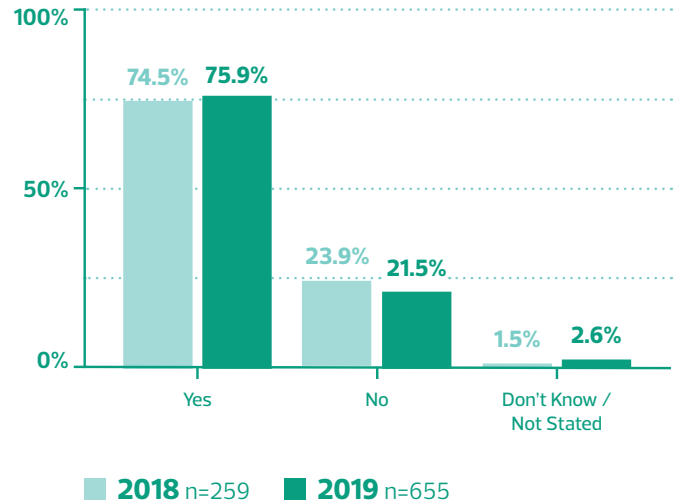
* Data for 2018-2019



RETAIL STOREFRONT VACANCY RATE

11.02%
2019

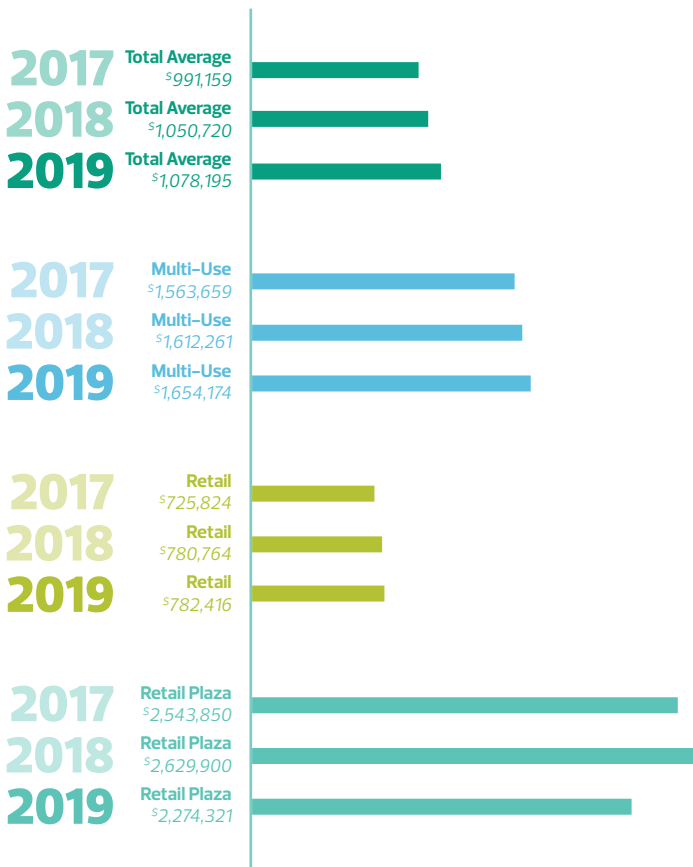
PATRONS REPORT THE AREA IS A DESTINATION LOCATION



Increase in respondents who stated Yes*


BIA PROPERTY IS DESIRABLE

AVERAGE COMMERCIAL ASSESSMENT VALUE, BY ASSET TYPE



PROPERTY IS BEING IMPROVED

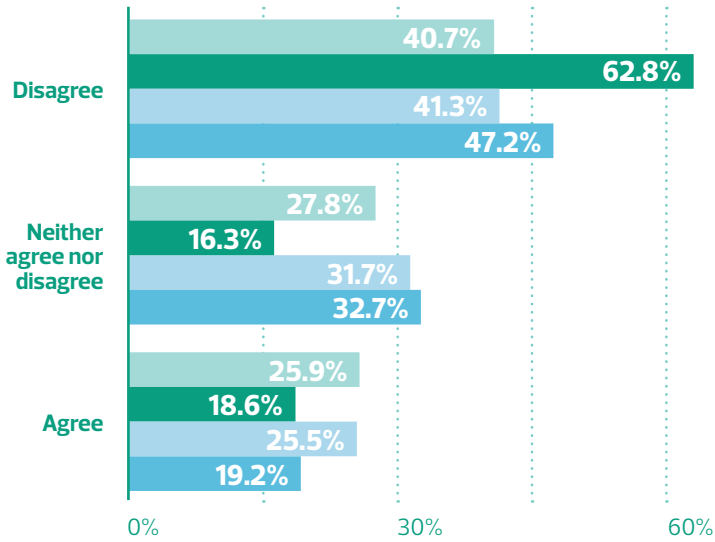
NUMBER AND VALUE OF BUILDING PERMITS



The number and value of building permits has increased*

* Data for 2018-2019

PATRONS REPORT THE AREA IS SAFE

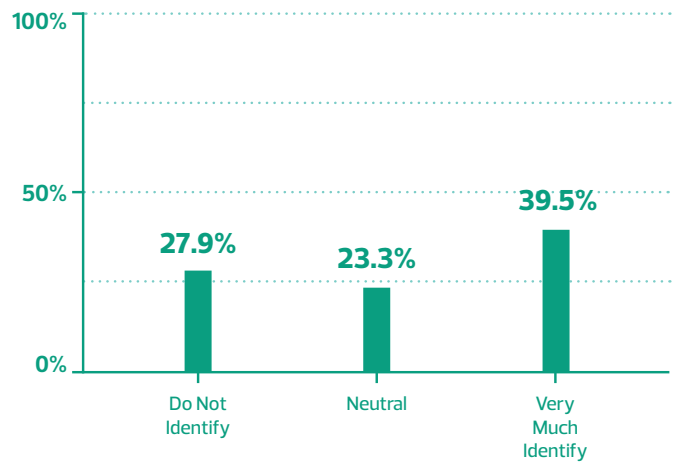


■ 2018 n=51 ■ 2019 n=43

BUSINESSES PATRONS

Decrease in patron respondents who agreed*
 Decrease in business respondents who agreed*

BUSINESSES REPORT THEY IDENTIFY WITH SURROUNDING NEIGHBOURHOODS AND COMMUNITIES



■ 2019 n=43

* Data for 2018-2019

Methodology

The results in this report reflect data collected from internal City of Edmonton data sources (such as permit and licence applications) and from a series of surveys. Surveys were conducted with businesses and members of the public, including patrons and residents living near the BIA. These surveys were completed online, in-person, and via telephone from September to December of 2019. The study of vacant retail storefronts was conducted in August 2019.

The reporting period for the Economic Indicators is from January to December each calendar year.

For additional information, please contact smallbusiness@edmonton.ca.

Acknowledgements

This project would not have been possible without the support and partnership of the BIAs and their member businesses. We wish to extend our sincere thanks to the Executive Directors and Boards for their participation, advice, and direction throughout this project.

Chinatown and Area

Legend
 ■ BIA Boundary
 ● Number of Licences at this Location
 ● 1
 ● 2 - 10
 ● 11 - 50
 ● 51+

Totals Within BIA
 Date Range: Sept. 1, 2017 to Aug. 31, 2018
 New Business License = 30
 Renew Business License = 214
 Total Business License = 244

