









# PLEASANTVIEW SPEED MONITORING



## LEGEND

-  PARKING LANE
-  BIKE LANE
-  CURB EXTENSION
-  MEDIAN
-  LOCATION MONITORED
-  BEFORE TRIAL
-  DURING TRIAL

SCHOOL ZONE [30 KM/HR]		
	SB	NB
85th Percentile [KM/HR]	51.50 49.89	48.28 46.67
Average [KM/HR]	41.66 40.69	39.25 36.19
Compliance [%]	13.1 4.2	17.7 22.9

NON-SCHOOL TIME [50 KM/HR]		
	SB	NB
85th Percentile [KM/HR]	53.11 59.54	49.89 59.54
Average [KM/HR]	45.44 52.27	43.57 51.51
Compliance [%]	77.6 43.0	85.6 46.5

	SB	NB
85th Percentile [KM/HR]	62.76 59.54	59.54 57.93
Average [KM/HR]	55.36 51.48	51.48 49.61
Compliance [%]	28.0 48.3	47.2 58.3

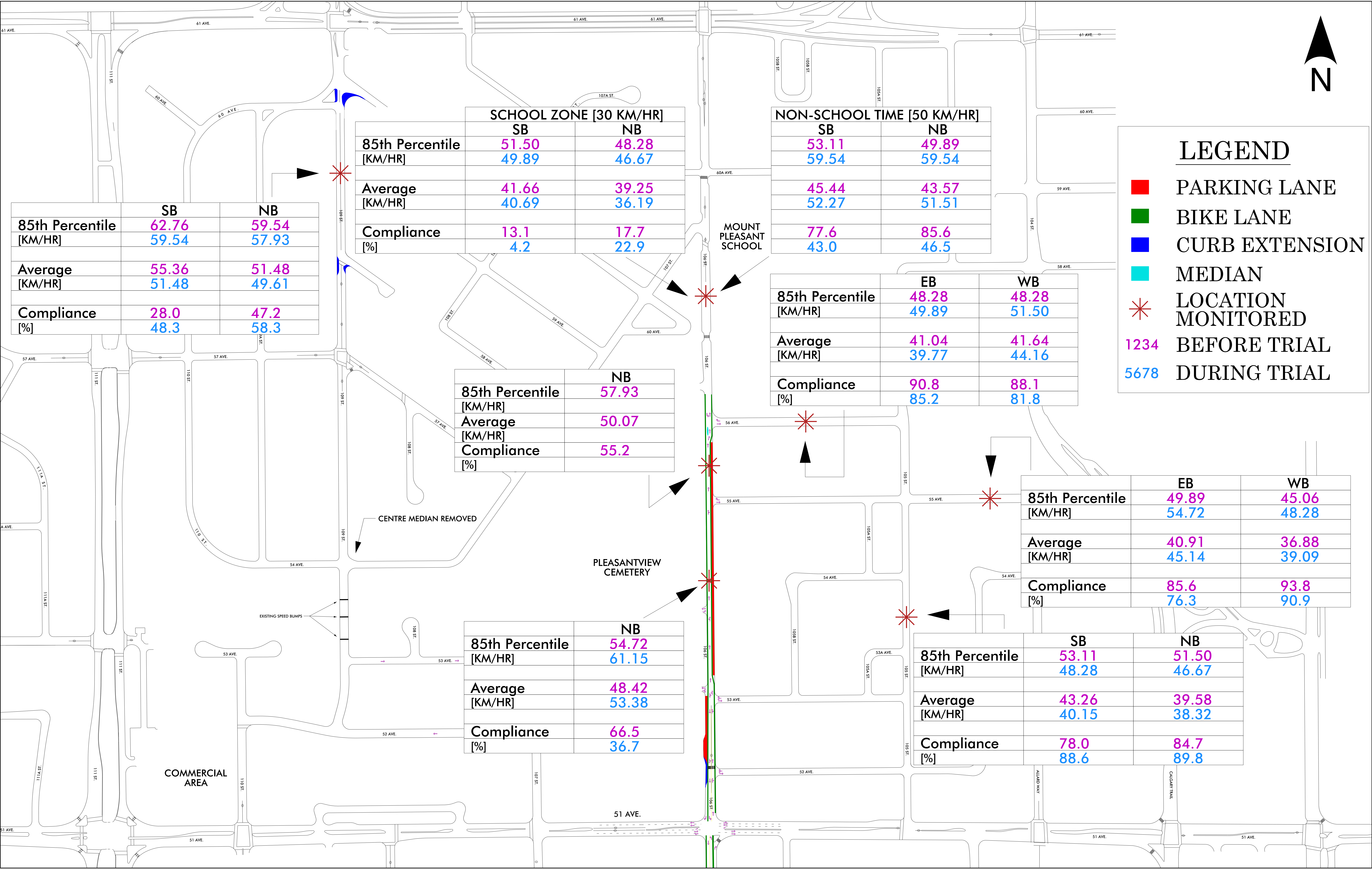
	EB	WB
85th Percentile [KM/HR]	48.28 49.89	48.28 51.50
Average [KM/HR]	41.04 39.77	41.64 44.16
Compliance [%]	90.8 85.2	88.1 81.8

	NB
85th Percentile [KM/HR]	57.93
Average [KM/HR]	50.07
Compliance [%]	55.2

	EB	WB
85th Percentile [KM/HR]	49.89 54.72	45.06 48.28
Average [KM/HR]	40.91 45.14	36.88 39.09
Compliance [%]	85.6 76.3	93.8 90.9

	NB
85th Percentile [KM/HR]	54.72 61.15
Average [KM/HR]	48.42 53.38
Compliance [%]	66.5 36.7

	SB	NB
85th Percentile [KM/HR]	53.11 48.28	51.50 46.67
Average [KM/HR]	43.26 40.15	39.58 38.32
Compliance [%]	78.0 88.6	84.7 89.8





# PLEASANTVIEW TRAFFIC MONITORING

