



THE WAY AHEAD

Building Great Neighbourhoods

TRANSFORMING | **EDMONTON**

BRINGING OUR CITY VISION TO LIFE



We are here today to:

- Explain what Building Great Neighbourhoods is, and the processes and timing for your neighbourhood.
- Ask about any neighbourhood projects/initiatives already underway that may align with, or impact, opportunities for City capital investment.
- Hear your suggestions for capital investments to improve pedestrian/cycling access, traffic access and overall livability.
- Seek your help in advertising future Building Great Neighbourhoods public meetings.

Presentation Overview

- Building Great Neighbourhoods
- Drainage Neighbourhood Renewal Program
- Neighbourhood Renewal Program
 - Design Standards
- Local Improvements
 - Sidewalks
 - Streetlights
- Great Neighbourhoods Capital Program
- Discussion

Building Great Neighbourhoods is an initiative coordinating three City infrastructure investment programs to renew and improve Edmonton neighbourhoods.

Building Great Neighbourhoods		
Drainage Neighbourhood Renewal (Financial Services & Utilities)	Neighbourhood Renewal (Transportation Services)	Great Neighbourhoods Capital Program (Community Services)

Building Blocks of a Great City

The City of Edmonton invests approximately \$25 million on average to reconstruct a neighbourhood. This includes:

- Renewing and replacing sanitary and storm sewers.
- Renewing and replacing roads, curbs, sidewalks and streetlights on City road right-of-way.
- Improving neighbourhood pedestrian/cycling accessibility.
- Identifying enhancements to the neighbourhood's liveability.
- Asking for feedback on preliminary designs.

Choices for Property Owners

Property owners may choose:

- *To pay for* the additional cost of installing decorative street lighting in the neighbourhood.
- *To petition against* sidewalk reconstruction. Sidewalk maintenance work is then done (mud-jacking, grinding and asphalt patching).

Before & After



Before & After



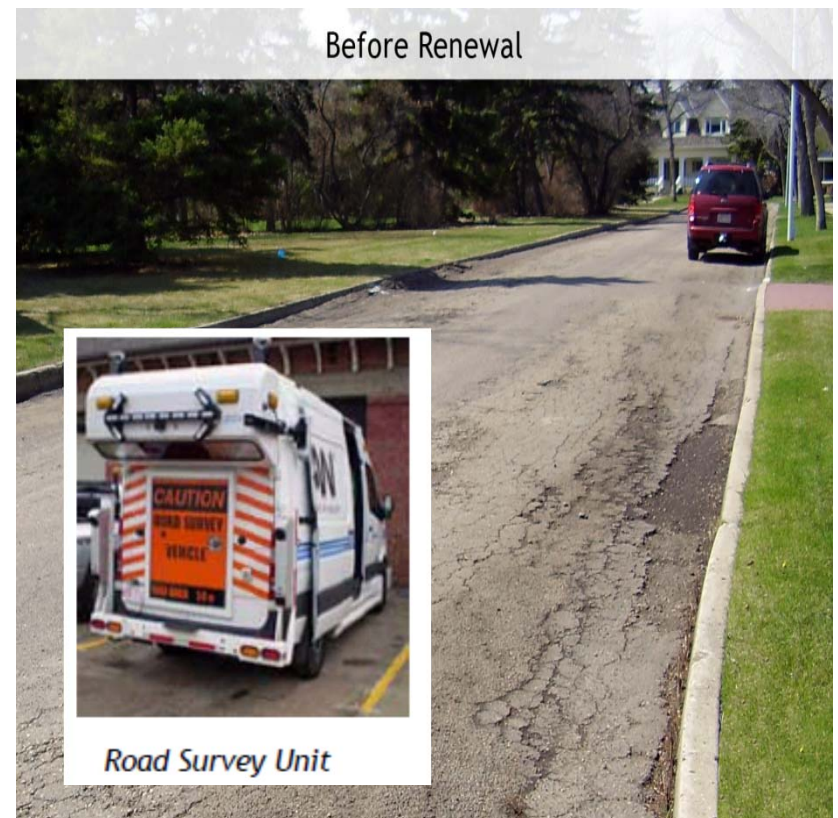
[Click for Building Great Neighbourhoods Video](#)

Selecting Neighbourhoods

Annually over a four-year cycle, City crews examine the condition of pavement and concrete in Edmonton's 300+ neighbourhoods.

Selection and timing factors:

- Street-level and underground infrastructure conditions
- Budget
- Coordination with underground utilities



Drainage Neighbourhood Renewal Program

Involves a combination of relining and open cut work:

- **Relining:** Minor disruption to your neighbourhood.
- **Open cut:** Sometimes an open cut is required which involves cutting the road open.

Relining



You may already see drainage renewal work being done in your area.

Neighbourhood Renewal Program

Three components:

1. Microsurfacing
2. Overlay
3. Reconstruction

Lauderdale will be undergoing reconstruction, which involves:

- Repaving roads
- Replacing curbs, gutters and streetlights
- Replacing sidewalks



All property tax bills include an annual levy (1.5% in 2014) for Neighbourhood Renewal.

Design Standards

The City reviews current design standards before reconstruction begins. These include:

- Road design
- Curb design
- Traffic signage
- Active transportation
- Streetlights

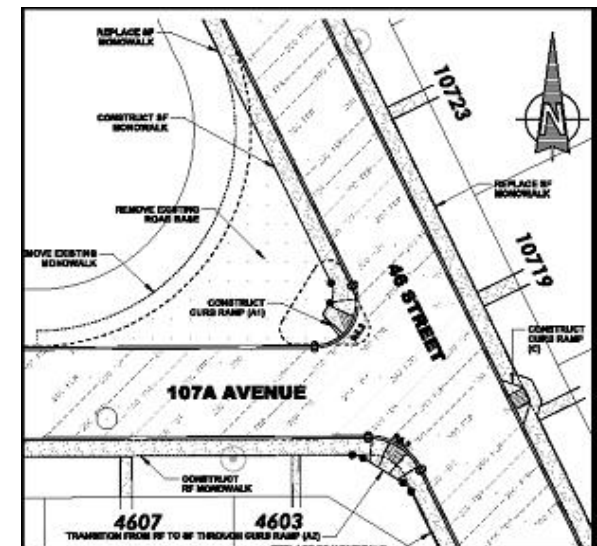
Road Design Standards

Intersections

- Adding curb ramps, eliminating ‘overdesign’ and improving curb radius.

Road width

- Where required, roads are sized to current standards:
 - collector = 11.5 m
 - local = 9 m
- Shift curblane walks to boulevards.



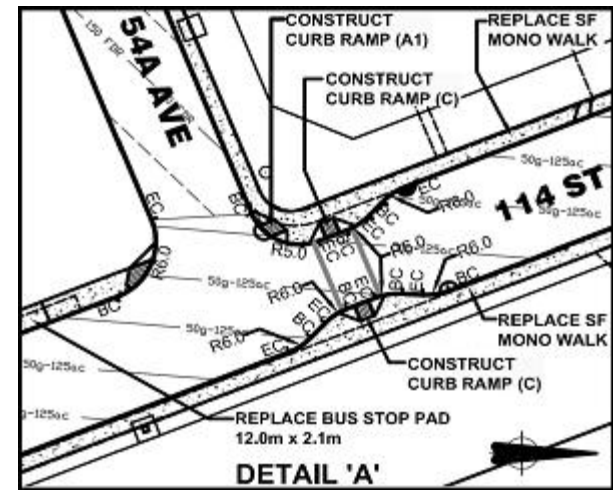
Curb Design Standards

Curb Extensions

Considered at key pedestrian crossings near schools.

Curb Types

Generally mountable except on collector roads and bus routes, and around schools, parks and commercial areas.



Traffic Signage Design Standards

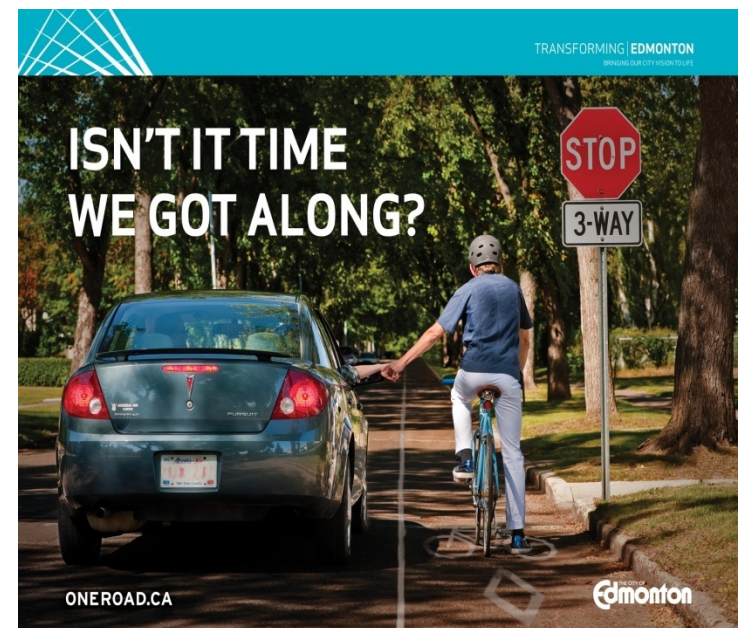
Review circulation and traffic control signage to determine if changes are required.



Active Transportation Design Standards

Improve infrastructure

- **Sidewalks:** Ensure accessibility to all bus stops, provide a sidewalk on at least one side of the street.
- **Bicycle routes:** Use the Bicycle Transportation Plan to implement bike lanes, shared-use lanes and shared-use pathways.



Street Light Design Standards

Neighbourhood
streetlight system

- New City standard is energy efficient LED lighting.



Local Improvements

What are they?

- Construction projects undertaken near or adjacent to your property.
- Projects City Council considers of greater benefit to an area rather than to the municipality as a whole.
- Paid for in whole or part by property owners through a local improvement tax on annual municipal property tax bill.

Local Improvements

Two types involved with neighbourhood reconstruction:

City initiated

- City proposes improvement and advises property owners of improvement and projected costs.

e.g. Sidewalk reconstruction

Property owner requested

- Property owners propose improvement through an Expression of Interest (EOI) and gather support for it.

e.g. Decorative streetlights

Sidewalk Reconstruction

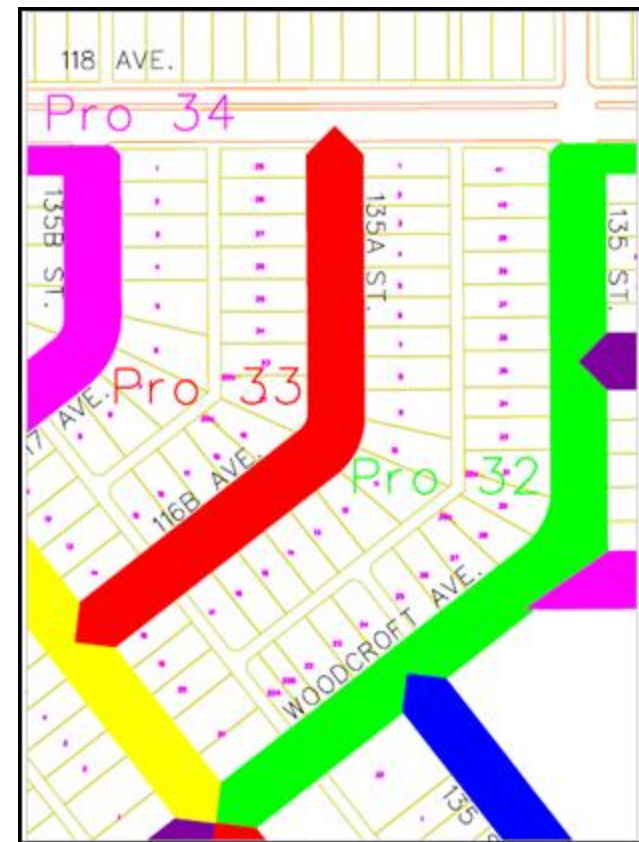


Sidewalk Reconstruction

- City and property owners share costs of sidewalk reconstruction adjacent to the owner's property 50-50.
- 50%+1 of property owners in a project area needed to *petition against the improvement* to defeat sidewalk reconstruction.
 - Deadline for petition is 30 days after Local Improvement notice received by property owners.

Sidewalk Reconstruction

- If a sidewalk reconstruction project is defeated in one area, other projects will still proceed if supported by majority of property owners in a project area.
- Map of your project area is provided with your Local Improvement notice



Sidewalk Reconstruction Outcomes

Sidewalk Reconstruction



Sidewalk Maintenance



Decorative Street Lighting

Residents have the option of upgrading their neighbourhood street lighting.



Blue - Federal
Standard, 15055

Black - Federal
Standard, 17038

Dark Green - Federal
Standard, 14036



Residential Decorative Street Light Options.

Decorative Street Lighting

Property owner initiated local improvement:

- Request for EOI received July 2, 2015
- City sends EOI package September 2, 2015
- Signed Petition November 16, 2015

Must have 50%+1 of all neighbourhood property owners agree to pay the additional costs for decorative lighting beyond standard streetlights.

Great Neighbourhoods Capital Program

The Great Neighbourhoods Capital Program makes improvements on City property within neighbourhoods:

- Investments are coordinated with work planned in the neighbourhood to maximize the investments made and increase the neighbourhood's liveability.
- Investments are unique to each neighbourhood.

Great Neighbourhoods Capital Program



Neighbourhood Park in
Fulton Place BEFORE



Neighbourhood Park in
Fulton Place AFTER

Great Neighbourhoods Capital Program



Sherbrooke Neighbourhood
BEFORE



Sherbrooke Neighbourhood
AFTER

Project Stages - Concept



Your feedback today will help inform preliminary design, which will be presented at a neighbourhood public meeting in the next few months.

Timing



Community League meeting

Fall 2014



Preliminary Design Public Meeting

Spring 2015

(*can accommodate Community League outreach to neighbourhood)



Pre-construction community meeting

Fall 2015/Winter 2016

Construction starts

Spring 2016

Discussion

Are there any projects/initiatives you have underway that may align with or impact opportunities for Building Great Neighbourhoods?

Any suggestions around pedestrian and cycling access, traffic access or opportunities to improve the livability of your neighbourhood?

Key Dates – Decorative Streetlights

July 2, 2015:

Deadline for DSLC to submit to the City choice of decorative lighting (pole, arm, color)

September 2, 2015:

- City sends EOI package to DSLC

November 16, 2015:

- Deadline for DSLC to submit signed petition (signatures) to City

Key Dates – Feedback

Concept – Meeting 1:

- Capture feedback from today's meeting, any additional feedback can be submitted by December 15 for project team to assess and possibly include in preliminary designs.

Design – Meeting 2:

- Capture feedback at open house. Any additional feedback can be submitted up to 6 weeks after the open house. Project team to assess and possibly include in final designs.

Construction – Meeting 3:

- Capture feedback on final designs at open house. As this is pre-construction, very few changes can be made at this stage of the project.

Thanks!

We ask your help with the next two Building Great Neighbourhoods public meetings:

- Does your community have a contact for newsletter content and advertising suggestions?

For more information about work in your neighbourhood:

www.edmonton.ca/BuildingGreatNeighbourhoods

BuildingGreatNeighbourhoods@edmonton.ca