

FOR MORE INFORMATION ABOUT THE 127ST ROAD CONSTRUCTION PROJECT
PLEASE CALL CITY OF EDMONTON PROJECT MANAGER



GORDON MITCHELL 780-944-5622 OR EMAIL gordon.mitchell@edmonton.ca





**Stay clear.
Stay safe.**

**THE CITY OF
Edmonton**

FOR MORE INFORMATION ON 127ST
CONSTRUCTION PLEASE CALL CITY OF
EDMONTON PROJECT MANAGER
GORD MITCHELL AT [780-944-5662](tel:780-944-5662)

Bike Safety Tips

- ▶ Be sure to obey traffic signs, signals and road markings.
- ▶ Always wear your helmet when you ride.
- ▶ Be seen! Wear bright colors and use reflectors when riding.
- ▶ When riding on the street always ride in a straight line and in the same direction as traffic.
- ▶ Never ride your bike through a construction zone.
- ▶ Do not ride in ditches or over potholes. You may fall down and get hurt.
- ▶ Watch out for opening doors from parked cars!
- ▶ Be smart! Do not wear headphones or earbuds near construction zones.
- ▶ Get off and walk your bike when riding near a construction zone.



CONSTRUCTION SIGNS

Learn to recognize construction signs.
Understand what they mean.



Road Closed

Stay outside the barricade.
Do not walk, ride your bike
or skateboard on the road.



Orange Cones

The area is dangerous. Do not
enter the construction zone.
Always stay outside orange cones.



Stop/Do Not Enter

Red signs means danger. Stop! Do not enter the area.



Sidewalk Closed

Do not use this sidewalk. Find the nearest crosswalk
and look both ways before crossing the street to use a
different sidewalk.



Caution! Do Not Enter

Red tape also means danger. Stop! Do not enter the area.



Pedestrian Detour

When the sidewalk is
closed you will need
to go a different way.
These signs show you
the safe way to walk
or bicycle.



Road Work Ahead

A construction zone is located
up the road. Pay attention and
be very careful.



Detour

The road or sidewalk is
closed. People and cars will
need to go a different way.

Chain Link and Orange Construction Fences

Do not enter the area. Do not climb on the fence.

Safety Crossword Puzzle




DOWN

1. Stay outside _____ cones and construction fences.
3. Only cross streets at _____.
5. Stop, look and _____ for construction vehicles.
7. Safety first! Always _____ attention to your surroundings.
9. Do not wear head _____ or earbuds near construction zones.

ACROSS

2. When a sidewalk is closed _____ the sign and go a different way.
4. Avoid going near _____ zones whenever possible.
6. Always remember to: Stay clear. _____ safe.
8. Do not walk, ride or _____ in construction zones.
10. Follow _____ that tell you where it is safe to walk or ride your bike.


Use the clues to complete the puzzle.



Always remember:
Stay clear. Stay Safe.

SAFE OR UNSAFE?

Read each sentence and decide if the action was safe or unsafe.



1

Looking both ways before crossing the street is:

☐

SAFE

☐

UNSAFE

6

Listening to instructions given by a construction worker wearing a safety vest is:

☐

SAFE

☐

UNSAFE

2

Staying away from construction zones when walking to school is:

☐

SAFE

☐

UNSAFE



7

Two friends playing near a construction zone are being:

☐

SAFE

☐

UNSAFE



3

Climbing the fence that blocks off the construction zone is:

☐

SAFE

☐

UNSAFE



4

Ignoring flaggers and warning signals is:

☐

SAFE

☐

UNSAFE



8

Crossing at a crosswalk before the signal said it was okay to cross is:

☐

SAFE

☐

UNSAFE



5

Getting off your bike and walking it when you're near a construction zone is:

☐

SAFE

☐

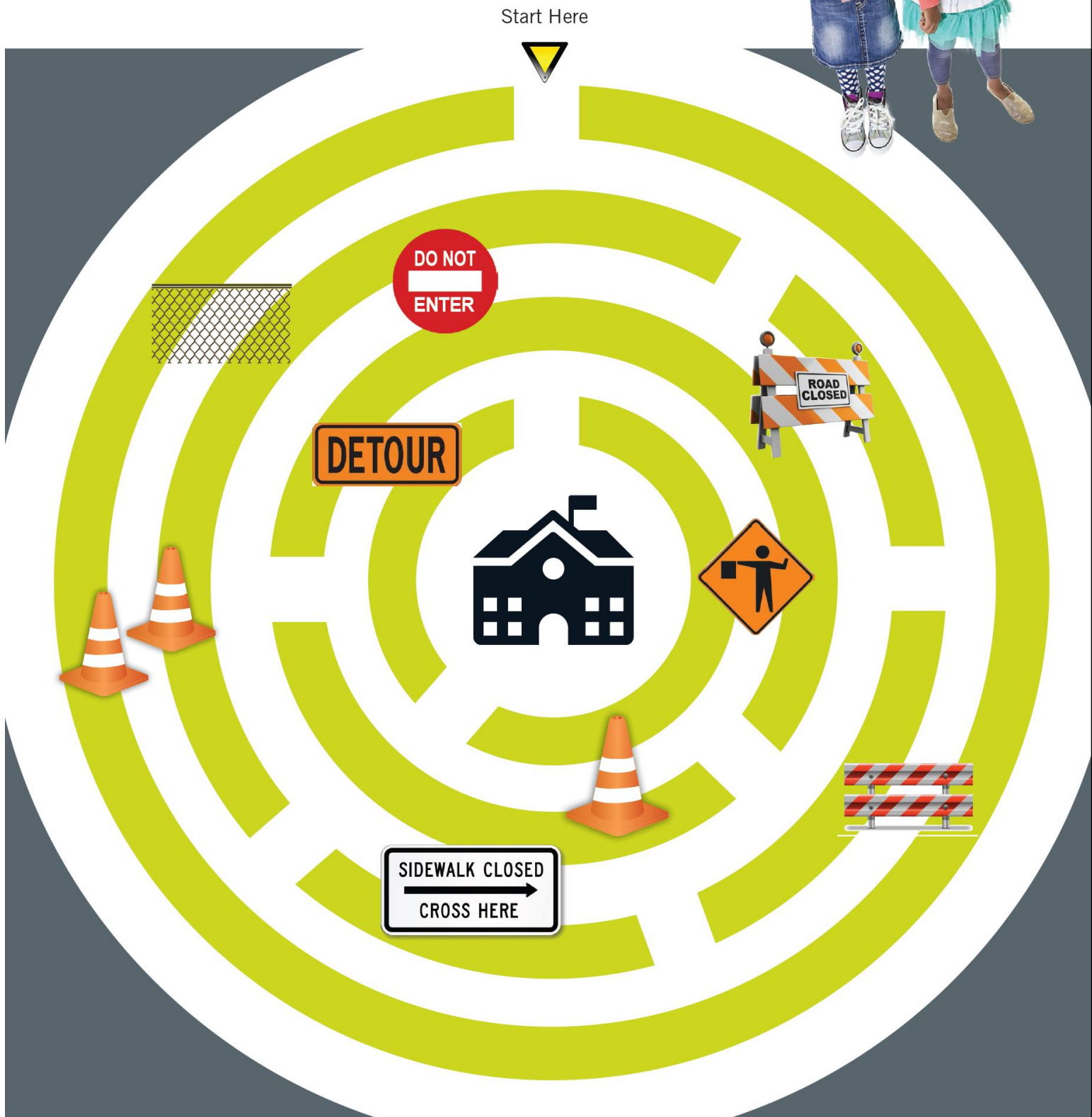
UNSAFE



STAY CLEAR. STAY SAFE.

Safety Maze

Help the kids get to school safely.
Remember: Stay Clear. Stay Safe!




COLORING PAGE

Color the construction cones and signs below. Talk about the meanings of each sign.



STAY CLEAR. STAY SAFE!

Do not walk, bike or play near construction zones.
Always obey construction signs to stay safe.



CONSTRUCTION SAFETY TIPS

Stay clear. Stay safe.

Staying clear of construction zones will help keep you safe.
Follow these 10 construction safety tips at all times.



10 Construction Safety Tips You Need To Know



Stay clear of construction zones whenever possible. Big machines, dirt and rocks in the area are very dangerous. Stay clear and stay safe!

Do not walk, run, ride, climb or play in or around construction trucks, equipment, fences or dirt piles.

Stay outside orange cones, construction fences and barricades at all times.

Red, yellow and orange signs mean something is very dangerous. Do not enter the area. Stay away!

Sometimes the sidewalk or path you use to walk to school, the playground or a friend's house will be closed. Obey the signs and go a different way. Not following the signs is very dangerous and could result in you getting seriously hurt.

Never take a shortcut through a construction zone. Always stay outside the fence and walk around the construction site.

Slow down and follow signs that tell you where to walk, skateboard or bicycle. The signs will show you the safe way to go.

Stop, look and listen for moving construction equipment like bulldozers and dump trucks. Stay as far away from them as possible.

Only cross the street at crosswalks. Look both ways and listen carefully for cars and trucks before crossing. Never cross in front of a moving vehicle or between parked cars.

If you see a child climbing on construction trucks, equipment, fences or dirt piles, tell an adult. If you can't find an adult, call 9-1-1 to report what you see.



Answers

Find the answers to
the safety activities
and quizzes below.
How did you do?

Safety Crossword Puzzle

Down

1. Orange
3. Crosswalks
5. Listen
7. Pay
9. Phones

Across

2. Obey
4. Construction
6. Stay
8. Play
10. Signs



Safe or Unsafe

1. Safe
2. Safe
3. Unsafe
4. Unsafe
5. Safe
6. Safe
7. Unsafe
8. Unsafe



Safety Quiz

Multiple Choice

1. c. Never
2. c. Never
3. b. Only at crosswalks
4. a. Keep you safe
5. c. None of the above

Safe or Unsafe

1. Unsafe
2. Unsafe
3. Unsafe

**Construction zones are
any location where active
construction is underway
and where construction
equipment is stored.**

