


South LRT safety tips are further explained in a video located at www.takeETS.com/TraXSafe

More information about pedestrian and traffic safety around LRT is available through the City's TraXSafe program. Please visit the webpage listed above, or for a TraXSafe presentation or information materials call 780-496-5791 or email traxsafe@edmonton.ca

For more information about City of Edmonton LRT Projects please visit www.edmonton.ca/lrtprojects or call 780-496-4874 or email lrtprojects@edmonton.ca

For current transit routes and schedules please visit www.takeETS.com



South LRT Safety for Motorists & Pedestrians



Tips for Pedestrians

Pedestrians crossing 111th Street LRT intersections must watch for trains traveling in either direction at any time. To stay safe around LRT:

- Always obey signs and signals.
- Look both ways for trains.
- Always cross at designated safe crossings – do not jaywalk.
- Don't play on or near the tracks.
- Don't put anything on the tracks.
- Be careful when crossing the tracks.
- Never try to race a train.
- **Never stop on the tracks!**

Safely Navigating LRT Intersections

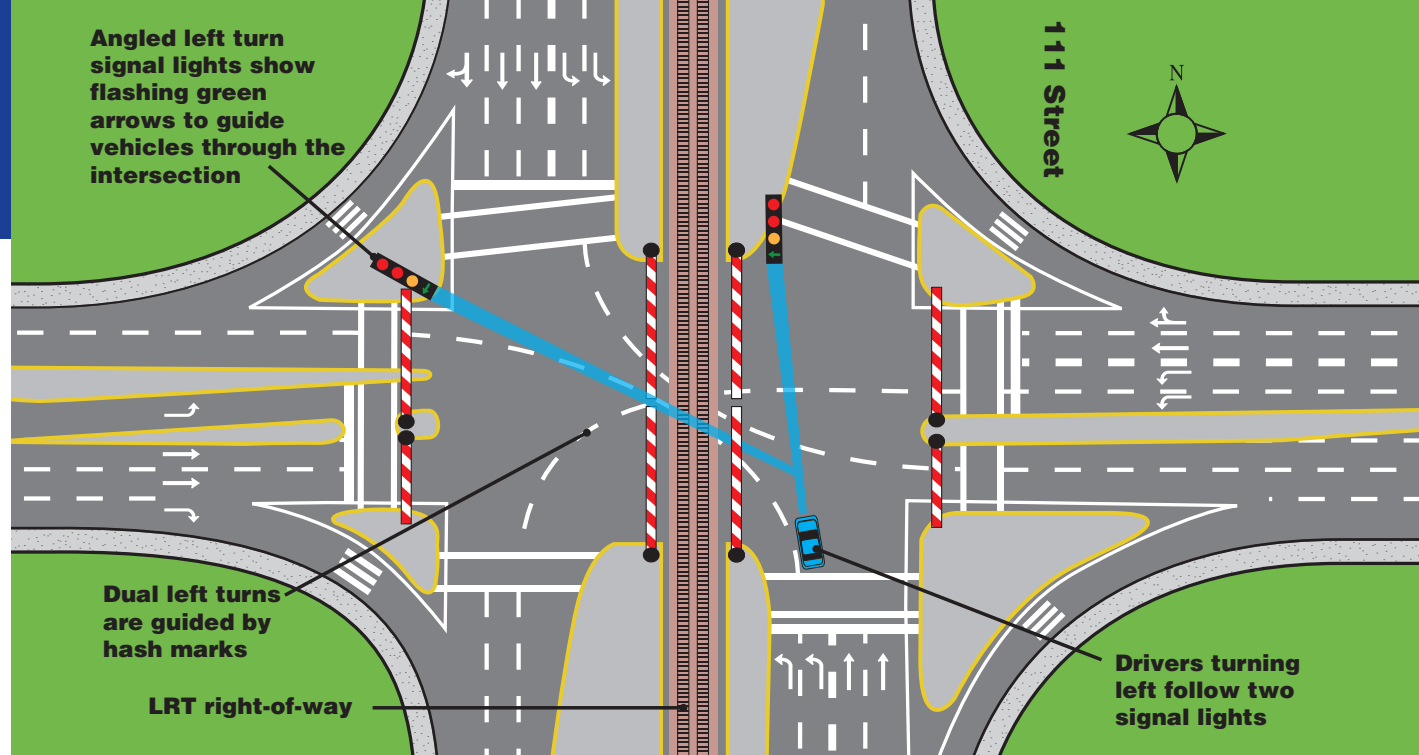
The South LRT Extension offers a new challenge to motorists and pedestrians in Edmonton. For the first time, trains are traveling in the median of a major roadway: 111th Street. Public safety around LRT is the City of Edmonton's top priority.

Motorists and pedestrians need to be aware of trains traveling in northbound and southbound directions through the middle of the following 111th Street intersections:

- 25th Avenue/Century Park Access
- 29A Avenue/Saddleback Road
- 34th Avenue
- 37th Avenue
- 40th Avenue
- Whitemud Drive Connectors/Distributors
- 43rd Avenue
- 49th Avenue/Southgate Access
- 51st Avenue
- 54th Avenue
- 57th Avenue

Trains travel through these intersections at speeds up to 70 km/h. They can come from either direction at any time. Motorists and pedestrians must yield to trains at every LRT intersection.


Traffic safety features built at each intersection are designed to keep vehicle and pedestrian traffic flowing as safely as possible. Please obey all traffic signs, signals and gates, be patient, cautious and aware and above all... **NEVER STOP ON THE TRACKS!**



General Safety

Trains can approach from either direction at any time. Rules of the road and safety precautions help to keep everyone safe around LRT:

- Be patient, cautious and aware.
- Always obey traffic signs, signals and gates.
- Never cross an LRT intersection when gates are lowered and signals are activated.
- Stop at the stop line, no farther.
- Always clear the intersection.
- If a signal light turns amber or red, do not enter the intersection.
- If the signal has changed and you are caught in the intersection, clear the intersection immediately.
- Never race a train through an intersection.



Left Turns

Left turns through South LRT intersections have changed significantly. The intersections are wider, they have tracks in the middle and they are controlled by designated turning lanes, traffic gates, flashing green arrow signals and angled signal fixtures:

- Always obey flashing green arrows.
- Always do a left shoulder check before turning across LRT tracks.
- Always look for the angled flashing green arrow.
- Never stop in the intersection.
- Never turn left when the traffic gates are down.
- Never turn left across the path of a train.
- Never cross paths with a motorist turning left in the opposite direction.
- Stay in your lane during dual left turns.