

# URBAN RECYCLER

Spring 2016

Information you  
can't afford to trash

Edmonton

## Go bagless!

Want to cut your household waste in half this summer? It's easy: take the bag off your mower and leave your grass clippings on your lawn as you mow. More than 50% of Edmontonians do it.

Find out more at  
[edmonton.ca/gobagless](http://edmonton.ca/gobagless).

### Inside

Setting out your waste  
What goes where?  
The journey  
of your recycling



"I never dispose of grass clippings. First of all, it's laborious to rake and bag. Secondly, you're taking out a valuable fertilizer resource."



- Local  
garden  
expert  
Jim Hole

### Mowing a passion?

Going bagless is good for your lawn.

- ✓ It's best practice for a lush, healthy lawn.
- ✓ Clippings are short - they stay hidden and break down quickly.
- ✓ Clippings help fertilize and maintain moisture in your lawn.

### Mowing a chore?


Going bagless is good for you.

- ✓ Mowing is faster and easier. No bagging and dragging of grass!
- ✓ Clippings save time and money - they fertilize and reduce the need to water.
- ✓ Any mower will work - simply remove the bag!

"I love that all I have to worry about after mowing is putting the mower away - no other clean up!"

- Edmontonian  
Alyson  
Winklaar

## How do you compare?



The most common weekly set out for an Edmonton household.



# Setting out your waste

## If you live in a house

Your waste is collected on the same day every week - even on holidays (except for Christmas Day and New Year's Day).

### Have trouble getting your waste to the curb?

Our Assisted Waste Collection Service can help. Visit [edmonton.ca/assistedwaste](http://edmonton.ca/assistedwaste)



### Front street pick-up?

Place waste at the curb and park vehicles off the street.



### Back lane pick-up?

Place waste next to the lane.

### Building a garbage stand?

Make sure it's collector friendly. Visit [edmonton.ca/garbagestand](http://edmonton.ca/garbagestand)



Don't know your collection day? Call **311** or visit [edmonton.ca/waste](http://edmonton.ca/waste).



Remember: set out your waste by **7 a.m.!**

## Set out

**Collectors visit thousands of homes each day. Keep them safe by following these tips:**

1. Use see-through blue bags for recycling.
2. Keep your recyclables clean, loose and dry, and remember to remove caps and lids.
3. Flatten boxes and place in a blue bag. Larger boxes can be bundled (tied) and placed under your blue bag.
4. Package sharps. Place broken glass, nails and metal scraps in a box and label "sharp objects".
5. Use the right can: under 100L with fixed handles and no wheels.
6. Keep it light. Your collector lifts hundreds of bags every day. If you have trouble lifting your bag or can to the curb, it's too heavy.
7. Cut and tie branches and brush into small bundles.
8. Store it don't pour it. Set out used cooking oil (up to 1 L) in a sealed, labelled container next to your waste. Store larger volumes for your next trip to an Eco Station.



← less than 1.2m (4 ft) long and 20 kg (44 lbs) →



## If you live in an apartment



### Set out

1. Put mixed recyclables in your blue bin. No blue bags required.
2. Flatten boxes to save space in your blue bin. Remember - packing materials and liners go in the garbage.



3. Keep the area around your bins neat and tidy.

Most complexes use blue bins for recycling. Some use blue bags. If your complex doesn't have a recycling option, ask your property manager to call **780-496-5698**.

### Don't have a blue bin? Use a recycling depot!

Visit [edmonton.ca/recyclingdepots](http://edmonton.ca/recyclingdepots) to find one near you.

Depots are for recyclables only. It's illegal to leave garbage, electronics, renovation materials and large items. Violators can be fined.

## Eco Stations

Some things have no place in the garbage. Turn in your household hazardous waste and electronics to an Eco Station.

### Hazardous waste safety tips

- ✓ Label unknown household hazardous waste
- ✓ Don't mix hazardous materials together
- ✓ Never pour oil or chemicals into drains or storm sewers
- ✓ Put needles and syringes in a puncture-proof container with a screw-top lid, such as a detergent bottle



Check the **What goes where?** poster to see what items need to go to an Eco Station.

**Note:** Eco Stations do not accept commercial hazardous waste.

### Visit your local Eco Station

**Central** Strathcona 5150-99 Street

**NE** Kennedale 5355-127 Avenue

**NW** Coronation 11440-143 Street

**SW** Ambleside 14710 Ellerslie Road

#### Summer Hours

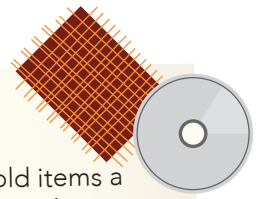
(April – October)  
Monday – Saturday  
9:00 am – 6:30 pm  
Closed Sundays  
& Holidays

#### Winter Hours

(November – March)  
Tuesday – Saturday  
9:00 am – 4:30 pm  
Closed Sundays,  
Mondays & Holidays

Visit [edmonton.ca/ecostations](http://edmonton.ca/ecostations) for more information and detailed maps.

# Other Services



## Choose to reuse

Give more than 200 types of household items a second life by donating and shopping at the Reuse Centre. Learn more at [edmonton.ca/reusecentre](http://edmonton.ca/reusecentre).

## Edmonton Waste Management Centre

After it's picked up, your waste is taken from your home to the Edmonton Waste Management Centre (EWMC).

This world-renowned centre diverts more than half of Edmonton's household waste from landfill. You can visit the site to dispose of waste not suitable for curbside collection, or to recycle renovation materials, brush and concrete. For rates, hours and location, visit [edmonton.ca/ewmc](http://edmonton.ca/ewmc).



**Did you know?** Food and yard waste is sorted out of your garbage at the EWMC and composted.

See the EWMC in action! Free two-hour tours are offered twice daily during Environment Week (June 6 – 12). Call **780-496-5698** to register. Can't make it? Tours for individuals or small groups are also held every Friday. Find out more at [edmonton.ca/learnaboutwaste](http://edmonton.ca/learnaboutwaste).

**Take a tour!**



## Compost doctors: at your service.

Home composting is a great way to reduce waste. Visit [edmonton.ca/compost](http://edmonton.ca/compost) for handy tips and course offerings. Need help? Consult our compost doctors at [compost@edmonton.ca](mailto:compost@edmonton.ca).

## Big Bin events

Bring your big junk to a Big Bin event at no cost. 12 events are held throughout the city from May through September. Find one near you at [edmonton.ca/bigbinevents](http://edmonton.ca/bigbinevents).



# What goes where?

## Recycling

Include **ONLY** the items listed here in your recycling

### Paper and Cardboard

- ✓ Newsprint & household paper (not shredded)
- ✓ Magazines & catalogues
- ✓ Non-foil gift wrap
- ✓ Paper egg cartons
- ✓ Paperback books
- ✓ Cardboard boxes (flatten and remove packaging)
- ✓ Pizza boxes (remove liner)



### Plastic

- ✓ Any plastic bottle or container that is clean, dry and smaller than a basketball (labels OK) (e.g. detergent, shampoo, margarine, yogurt and clamshell containers)
- ✓ Any plastic bag that is clean and dry (stuff into one bag and tie closed) (e.g. grocery, retail and dry cleaning bags)



### Metal

- ✓ Metal food cans (labels OK)
- ✓ Aluminum trays (e.g. pie plate)
- ✓ Empty aerosol cans

### Glass

- ✓ Glass jars and bottles only

### Beverage Containers

- ✓ Milk containers, juice boxes, beverage bottles, soda cans



**Remember:** Please remove lids & place separately into your recycling.

## Eco Stations



### No Charge

#### Household Hazardous Waste

- ✓ Automotive oil, fluids and filters
- ✓ Batteries (all types)
- ✓ Corrosive & poisonous cleaners
- ✓ Light bulbs (all types) and fluorescent tubes
- ✓ Glues
- ✓ Herbicides, pesticides and fertilizers
- ✓ Paints, stains and varnishes
- ✓ Pressurized containers, such as propane tanks, bottles and fire extinguishers
- ✓ Syringes (put in thick plastic container with a screw-top, like a laundry detergent bottle)



#### Electronics & Appliances

- ✓ Anything with a battery or a cord (e.g. computers, TVs, toasters, stoves)



#### Scrap Metal

- ✓ BBQs, lawnmowers and automotive parts

#### Tires

- ✓ Passenger vehicle, motorcycle and ATV tires

#### Charges Apply

##### Bulky Items

- ✓ Mattresses, furniture
- ✓ Appliances needing CFC removal (e.g. fridge)



##### Loose or mixed waste

- ✓ Construction scrap
- ✓ Soil, gravel, tree roots, stumps, etc.

**Charges:** Appliances requiring CFC removal: \$12. Bulky items: \$8 per small item, \$12 per large item. Loose or mixed loads: \$28-\$48 (depends on size).

## Garbage

These items do not belong in your blue bag or blue bin

### Food Waste

- ✓ Table scraps, peelings, spoiled food



### Yard Waste

- ✓ Garden waste
- ✓ Grass clippings (or leave them on your lawn)

### Non-Recyclable Plastic

- ✓ Chip bags and candy wrappers
- ✓ Food Wrap



- ✓ Garden hoses
- ✓ Plastic plates and cutlery
- ✓ Plastic toys
- ✓ VHS Tapes and CDs

### Non-Recyclable Paper

- ✓ Shredded paper (or take to a recycling depot)
- ✓ Coffee/drink cups
- ✓ Foil gift wrap and tissue paper
- ✓ Paper towels
- ✓ Pet food-bags

### Styrofoam

- ✓ All types



### Others

- ✓ Disposable diapers
- ✓ Shoes and worn-out clothing

### Items requiring double bagging

- ✓ Ashes
- ✓ Pet feces/kitty litter
- ✓ Floor sweepings, sawdust, and vacuum cleaner bags



Clip me and put me on your fridge!

SPRING 2016

# The journey of your recycling



It's easy to forget about our waste once we set it out for collection. But recycling doesn't end at your curb.

## Home

Your mixed recycling is picked up from your home and taken to the Edmonton Waste Management Centre.



## Edmonton Waste Management Centre

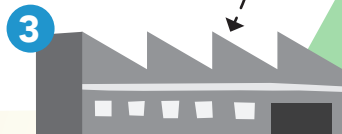
Recyclables are sorted by people and machines in a huge sorting facility. Every day, nearly 200 tonnes of paper, plastic, metal and cardboard are baled into large cubes - that's equivalent to the weight of a blue whale! These materials are sold on the global market, just like oil and wheat.



Visitors touring the Edmonton Waste Management Centre look at a day's worth of recyclables waiting to be sorted.

## Market

Businesses purchase the materials and use them to make a wide variety of new products, such as carpet, cardboard packaging, and newsprint.



Buy products made with recycled content. It creates demand for these items, ensuring the materials you put in your recycling have a second life, and helps close the recycling loop!

## What's in Edmonton's recycling?



Paper & Cardboard	76%
Plastic Bottles, Containers & Bags	12%
Metals	4%
Glass	4%
Other	4%

(percentages based on weight)

## Know before you throw!

Putting the wrong items in the recycling can damage equipment and harm workers. Put your **What goes where?** poster on your fridge or near your recycling.

**93%** of Edmontonians report that they recycle regularly.

**Fact or Fiction?** The City sorts recyclables out of your garbage.

**FICTION!** Recyclables placed in your garbage are contaminated (dirty) and recycling businesses won't purchase them. As a result they end up in a landfill. Don't let this happen - put recyclables in your blue bag or apartment's blue bin.

## Waste Management Services

For more information call **311** or visit [edmonton.ca/waste](http://edmonton.ca/waste).

100% post-consumer waste

