

3 | ENERGUIDE RATING SYSTEM

EDMONTON'S GREEN HOME GUIDE

EnerGuide: Canada's Energy Rating and Labeling System

EnerGuide is Canada's energy rating and labeling system that certifies the energy efficiency of products and homes (new and existing). The EnerGuide rating allows you to easily compare the advantages of an energy-efficient major household appliance (dishwasher, furnace, etc.) to see how it measures up against the range of products sold in Canada.

How Does Your Home's Energy Performance Stack Up?

EnerGuide also provides a standard measure of your home's energy performance. The EnerGuide label shows you (and future buyers) exactly how energy-efficient your home is and allows you to compare the energy efficiency of your home with similar homes in your neighbourhood and across Canada. It's easy to understand and gives you comfort knowing that the home has been professionally assessed by a third party.

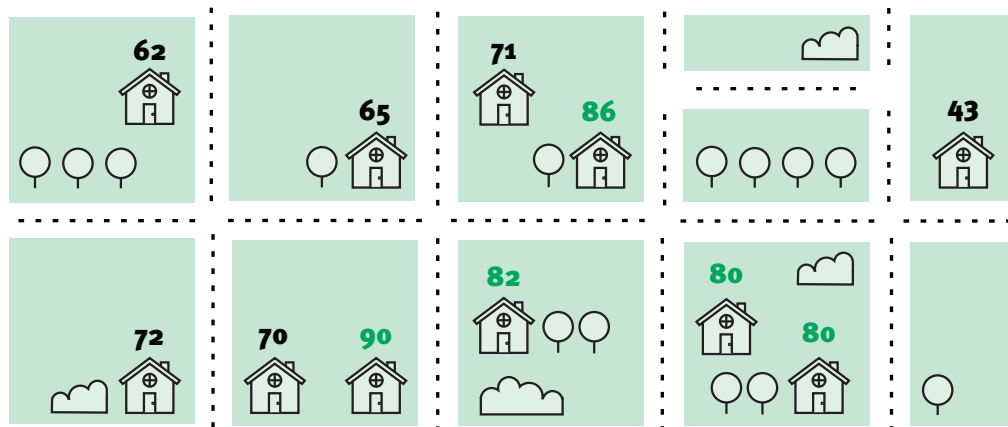
If you're planning to renovate or sell your home, the rating shows your home's present level of energy efficiency AND projects the level it could achieve with recommended upgrades.

Energy Ratings Help Edmonton Measure Environmental Progress

The City of Edmonton actively encourages the use of EnerGuide as a way for everyone to engage in energy conservation. The EnerGuide rating also provides a basis for Natural Resources Canada (the federal agency that administers the EnerGuide for Homes program) to assess the carbon dioxide impacts of building. This in turn helps the City of Edmonton measure progress towards its climate change mitigation goals.

For a New House, Look for an EnerGuide Rating of 80 or Higher

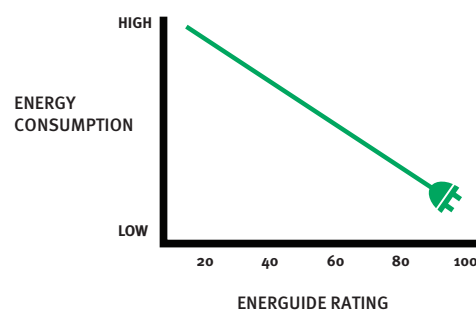
EnerGuide uses a score from 0 to 100, where 0 represents extremely poor energy efficiency, and 100 indicates such high energy efficiency that the home doesn't have to purchase energy. For a brand new house, look for a rating of 80 or higher.



Not all houses are created equal, and you can't tell the energy efficiency of a house just by looking at it. So be sure to ask for the EnerGuide rating of the home, as the rating can vary greatly even in homes built in the same neighborhood.

Live Comfortable, Use Less Energy

- » Enjoy paying lower energy bills in your EnerGuide home
- » Feel good about how your purchase decisions are helping to reduce your carbon footprint
- » Enjoy living in a comfortable and efficient home



Your EnerGuide Cost-Savings Chart

A typical new single-family house built to the minimum 2011 building code standard in Edmonton has an EnerGuide rating of about 71. However, the example below shows that achieving a higher energy standard can significantly reduce energy costs.

SIZE OF HOME	ANNUAL ENERGY COSTS AT ENERGUIDE 71	ANNUAL ENERGY COSTS AT ENERGUIDE 80	ENERGY SAVINGS	SAVINGS PERCENTAGE
1,500 sq. ft.	\$1,500	\$900	\$600	40%
2,500 sq. ft.	\$2,500	\$1,500	\$1,000	40%

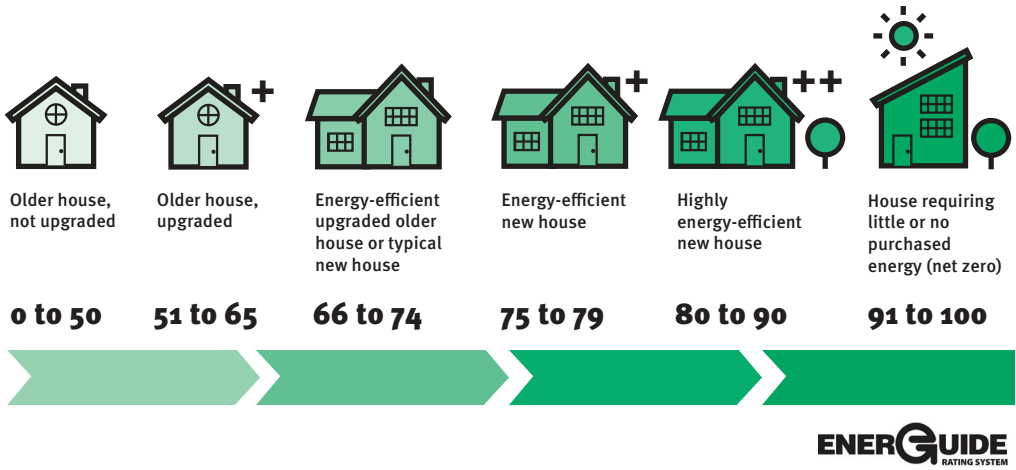
Source: City of Edmonton

Improve Your Energy Rating 1 Point, Reduce Consumption up to 5%

According to Natural Resources Canada, a 1-point improvement on the EnerGuide rating scale typically reduces a home’s energy consumption by about 3 to 5%. As the EnerGuide rating of a home goes up, the energy savings increase. Because the price of energy is expected to rise in the future, the financial benefits of saving energy should also rise over time.

It’s important to note that the cost you pay for energy depends on many factors in addition to the design of your house. These include the choices made by occupants like turning off lights, taking shorter showers and turning down the thermostat.

EnerGuide for Houses



EDMONTON'S GREEN HOME GUIDE



GREEN FACTS AND TIPS: ENERGUIDE

EnerGuide for Home Builders: Get the New Home Tested Prior to Occupancy

Builders can apply to have a newly built home tested and rated prior to occupancy.

EnerGuide for Home Owners: Have a Qualified Advisor Conduct an Energy Evaluation

For existing homes, a qualified energy advisor conducts a walk-through of your home. The advisor collects data on your home’s energy systems, house construction materials and the building envelope (the walls and roof of the home) to model the home’s energy consumption. After performing a blower door test, the advisor uses energy analysis software called HOT2000 to compare your home with a reference house of a similar size in a similar climatic region. You’ll receive a report with recommended renovations. Once upgrades have been made and a second evaluation completed, you’ll receive an EnerGuide label.

EnerGuide and Energy Advisors in Your Area

You can find more information about EnerGuide and locate energy advisors in your area at: oee.nrcan.gc.ca/residential/personal/home-improvement/service/contact-advisors.cfm

