




FootGolf BASIC RULES

by The American FootGolf League



1 FIG and Local Rules Govern Play

NOT ALLOWED: Soccer uniforms of any kind and soccer shoes with cleats.



HEAD
Flat cap or Driver hat.



FEET
Indoor or turf soccer shoes.



TORSE
Shirt with collar.



TROUSERS
Golf pants or shorts.




LEGS
Knee-high Argyle socks.

NOT ALLOWED: SWIM WEAR OR SHORT SHORTS.

2 Your ball must be easy to identify.



3 Review the scorecard and wait for your turn. Make sure your kick will not interfere with other players.



4 Play the ball from where it lies:

It's not allowed to move the ball or remove permanent objects. (you are not allowed to break branches or pull plants) Exception: You may mark the spot and lift the ball when it may obstruct the other players kick or ball in any way.



5 The ball must be played in a single movement.

Your foot should be set separate from the ball, clearly behind, before the kick. Touching the ball with the bottom of your foot is not allowed at anytime.



Note: Regardless of the distance the ball is from the hole, the hole must be completed. "Giving" to the opponent is not allowed.

THE SPIRIT OF THE FOOTGOLF GAME

This game is played, for the most part, without the supervision of a referee. The game depends on the integrity of the player to show consideration for other players and to abide by the rules. All players should conduct themselves in a disciplined manner, demonstrating courtesy at all times and sportsmanship, regardless of how competitive they may be.



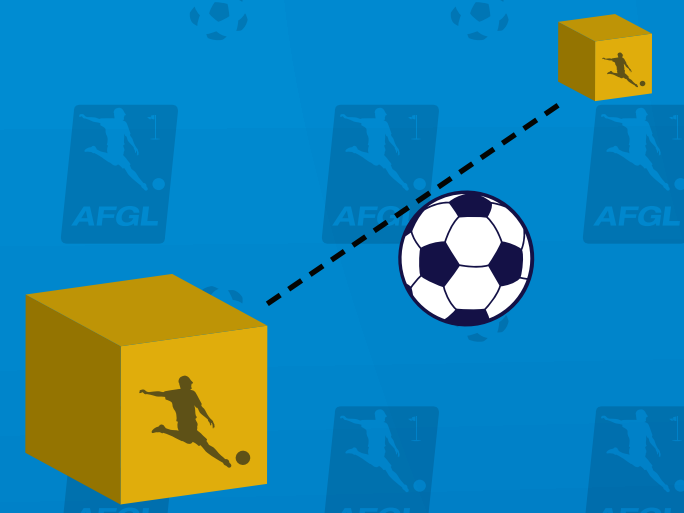
6 Wait to play until the ball has completely come to rest.

(It is not legal to stop the ball from rolling with the wind.)

7 The player farthest from the hole, is the first to kick the ball.

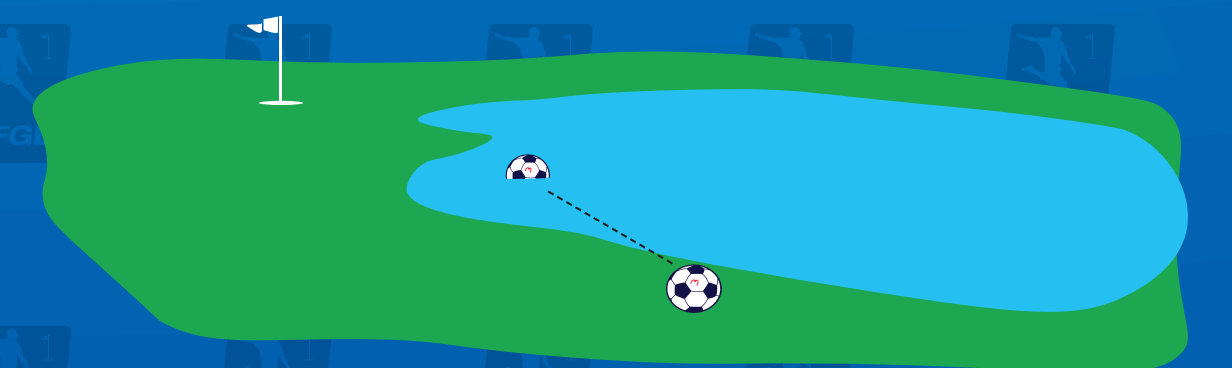
8 Kick off your ball from a position behind the tee markers.

The order is established based on the score of the previous hole. The player with the best score will be the first to kick off on the next hole followed by the second, etc.



9 Water Hazard

If the ball lands in a water hazard, retrieve or replace it within 2 steps from the closest land point from where the ball entered the water, receiving one penalty point or you can place the ball at the position of the previous kick and receive one penalty point.



10 Cleaning the Ball Only between the Holes may the ball be picked up and cleaned.



Picking up and cleaning my ball during play.

