







Face Painting Kit Inventory and Purchasing Resource Guide

Equipment Contents	Vendor/Link	Cost
Face Paints (various colours) 	Paint Spot: http://paintspot.ca/products-page/face-paints/snazaroo-face-paints/ 8 colours available - Red, Green, Black, White, Yellow, Orange, Blue, Purple	\$6.95 per pallet - Recommend all colours
Paint Brushes (various sizes) 	Paint Spot: http://paintspot.ca/active-left-nav/brush-school-hobby/ Michaels, Dollar Store	Varies depending on brand ~\$10.00
Make-up Sponges (optional) 	Drug Store (ex - London Drugs, Shoppers Drug Mart)	Varies ~\$3.00 per pack
Q-Tips (optional) can be used instead of paint brushes 	Drug Store (ex - London Drugs, Shoppers Drug Mart)	Varies depending on size of box ~\$2.00-\$5.00
70% Isopropyl Alcohol solution in a bottle 	Drug Store (ex - London Drugs, Shoppers Drug Mart)	~\$8.00 per bottle

Baby Wipes or Wet Ones 	Drug Store (ex - London Drugs, Shoppers Drug Mart)	Varies ~\$4.00 per container
Alcohol Wipes/Swabs 	Drug Store (ex - London Drugs, Shoppers Drug Mart)	Varies depending on size of box ~\$5.00 for box of 100
Hand Sanitizer 	Drug Store (ex - London Drugs, Shoppers Drug Mart)	Varies depending on size of bottle ~\$4.00 - \$10.00
Water Bottle or Jug 	Drug Store (ex - London Drugs, Shoppers Drug Mart)	~\$8.00
Dixie Cups or plastic cups to hold water 	Drug Store (ex - London Drugs, Shoppers Drug Mart)	~\$5.00 for package of 100
Paper Towel 	Drug Store (ex - London Drugs, Shoppers Drug Mart)	Varies depending on package ~\$2.00 - \$10.00
Small Rubbermaid Tote 	Drug Store (ex - London Drugs, Shoppers Drug Mart)	Varies ~\$10.00

Mirror (optional)	Drug Store (ex - London Drugs, Shoppers Drug Mart)	
face painting instructions	Attached below	
face painting safety guidelines	See Link Below	

****Quantities can vary depending on the size of kit****
Total cost of the kit is ~\$125.00

Basic Instructions for Face Painting

****Please ensure to follow the guidelines in the link below set out by Alberta Health Services****

<http://www.albertahealthservices.ca/EnvironmentalHealth/wf-eh-face-body-painting-.pdf>

1. Wash your hands with the wet wipes and hand sanitizer before you begin any face painting.
2. Have the participant use a wet wipe to clean the area of their face that they want painted.
3. If you are using a paint brush, the brush must be soaked in 70% isopropyl alcohol for two minutes in between participants. If you are using a sponge or Q-tip they must be disposed of after each use.
4. Use the paper towels for any spills, etc.
5. Use water to clean the paint brushes before soaking them in alcohol.
6. Wash your hands again with the wet ones before you begin painting the next person.
7. Repeat!

Have some design ideas in mind of options for participants to choose from.

Here are a few links for design ideas:

<http://www.pinterest.com/changingfaces34/simple-designs-face-paint/>

<http://www.parenting.com/gallery/easy-face-painting-designs-kid>