

# URBAN RECYCLER

Information  
you can't  
afford to trash  
2013 EDITION



## Trim your waste, go bagless!

Sixty per cent of Edmontonians are doing it



*In the summer, grass clippings make up nearly half of all the waste produced in Edmonton.*

It's super easy to reduce your waste and keep Edmonton clean and green. For example, when you're mowing your lawn, go bagless. That's right – bagless.

Grass clippings are great for your lawn, like free fertilizer! And you save the time and effort of bagging and dragging all that heavy grass to the curb. It's called grasscycling and 60% of Edmontonians are doing it. Give it a try if you're not doing it already and enter to win great prizes at [LeaveltOnYourLawn.com](http://LeaveltOnYourLawn.com)

If you live in an apartment or condo you can reduce your waste by recycling more. Use the blue recycling bin in your parking lot (or your nearest recycling depot) to recycle paper, boxes, cans, plastic bottles and more.

But please, recycle the right stuff only. Don't put your small appliances, extension cords or that old bicycle in the blue bin. Those items cause equipment damage at the recycling sorting facility.

[Edmonton.ca/waste](http://Edmonton.ca/waste)



### Reducing waste by grasscycling, recycling and using Eco Stations:

- reduces greenhouse gas emissions
- saves natural resources
- keeps costs down for collecting and processing waste
- protects our air, water and soil





# Garbage and recycling if you live in a house

## On your collection day:

- For front street pick-up, place waste at the curb and park vehicles off the street.
- For back lane pick-up, place waste within 3 metres of the lane.
- Ensure your collector has clear, unobstructed access to your garbage (remove ice and snow in the winter).
- Bag all your waste. Please don't stuff loose materials into your waste can.
- Store it, don't pour it. Store fats, oils and grease in a labeled container no larger than 4 litres. Put the container next to your garbage.
- If you're building a garbage stand, make sure it's collector-friendly. Visit [edmonton.ca/garbagestand](http://edmonton.ca/garbagestand)

The City of Edmonton provides you a convenient way to set out your garbage and recycling for collection. Follow the “**What goes where?**” page and the tips below on how to set out your waste.

**Your waste is now collected on the same day every week.**

Please visit [edmonton.ca/waste](http://edmonton.ca/waste) or call 311 to find out your day.

## Make sure your waste is out by 7 a.m.!

### Garbage

- 1 Use the right can. Maximum size 100 litres with fixed handles and no wheels. Larger cans will not be picked up.
- 2 Keep bags and cans under 20kg (44lbs).
- 3 Cut down tree branches and brush to less than 1.2 metres long and tie in small bundles that weigh less than 20kg (44lbs).
- 4 Package sharp objects. Put all glass, metal scraps, nails and ceramics in a box and label “sharp objects.”

### Recycling

- 5 Use see-through blue bags for recycling, available at grocery and hardware stores.
- 6 Rinse dirty containers and remove caps and lids. Labels do not have to be removed.
- 7 Flatten boxes and place them under your blue bag.
- 8 Stuff your plastic bags (grocery, retail, bread and dry cleaning) into one bag and tie closed.



# What goes where?

MAY 2013

## Garbage

These items do not belong  
in your blue bag or blue bin.

### Food waste

- ✓ table scraps, spoiled food, peelings



### Glass/ceramics

- ✓ dishes, cups, or ceramic items
- ✓ plate glass, mirrors

### Metal

- ✓ foil wrap, clothes hangers

### Paper and cardboard

- ✓ disposable diapers
- ✓ dirty or greasy paper or cardboard
- ✓ tissue paper, paper towels
- ✓ pet food bags
- ✓ shredded paper (or take to a Recycling Depot)
- ✓ disposable coffee/drink cups

### Plastic

- ✓ styrofoam
- ✓ chip bags, cellophane, food wrap, dirty plastic
- ✓ bubble wrap, strapping, string
- ✓ dishes and cutlery
- ✓ toys, wading pools
- ✓ garden hoses



### Yard Waste

- ✓ grass – or leave it on your lawn
- ✓ leaves, brush, garden waste

### Other

- ✓ shoes, cassettes, cds, records
- ✓ floor sweepings, sawdust, vacuum cleaner bags (double bag)
- ✓ pet feces/kitty litter (double bag)
- ✓ ashes (double bag)



## Recycling

Include **ONLY** the items listed  
here in your recycling

### Glass\*

- ✓ jars and bottles only

### Metal\*

- ✓ cans (food, beverage, soup)
- ✓ aluminum cans, trays and pie plates
- ✓ empty non-hazardous aerosol cans



### Paper and cardboard

- ✓ newsprint, flyers, envelopes
- ✓ writing and computer paper (not shredded)
- ✓ paper egg cartons, paper bags
- ✓ magazines and paperbacks
- ✓ phone books
- ✓ cardboard boxes (flatten and remove liners)
- ✓ milk cartons, juice boxes



### Plastic\*

- ✓ household bottles and containers only (vinegar, shampoo, detergent, pop/water, milk, yogurt, margarine, windshield washer etc.)
- ✓ grocery, retail, bread and dry cleaning bags (stuff into one bag and tie closed)



\*Must be empty, clean and dry. Discard caps and lids. Labels are OK.

## Eco Stations



### Small appliances and scrap metal

- ✓ anything with a battery or cord (computers, TVs, toasters, etc.)
- ✓ BBQs, lawnmowers, tools, etc.



### Automotive

- ✓ fluids (oil, antifreeze, gas, diesel) and empty containers
- ✓ oil filters, tires, batteries and parts



### Construction scrap

- ✓ lumber, windows, shingles, insulation, drywall, concrete, etc.

### Corrosive/poisonous cleaners

- ✓ bleach, drain, toilet and oven cleaners, etc.

### Large bulky items

- ✓ mattresses, sofas, fridges, stoves, etc.



### Lawn and garden

- ✓ herbicides, pesticides, fertilizer

### Lighting

- ✓ all bulbs and fixtures, including fluorescents

### Loose waste

- ✓ soil, gravel, tree roots, stumps, etc.

### Paint/stains

- ✓ paint/stain (empty or full cans, including aerosols)
- ✓ thinners, turpentine, varnishes



### Other

- ✓ aerosol cans (partially full)
- ✓ batteries (any kind)
- ✓ fire extinguishers, propane bottles or tanks
- ✓ syringes (put in a plastic bottle)
- ✓ glues



# Garbage and recycling if you live in an apartment

## Know before you throw!

These items DO NOT go into the blue recycling bin:

- garden hoses
- scrap metal
- extension cords
- Christmas lights
- small appliances
- pet litter, diapers

Check out the "What goes where?" page for more info.

If you live in an apartment or condominium, recycling and garbage disposal is easy. Some complexes have a blue bin for **recycling** and some have blue bag collection. Ask your property manager which recycling program applies to you.

If your complex does not have a blue bin for recycling, ask your property manager to call 780-496-5698 to find out if your site can accommodate a blue bin.

- Put your recyclables directly into the bin. No blue bags required.
- Flatten boxes and put packing materials and liners in the garbage.
- Rinse dirty containers and remove caps and lids.
- Stuff your plastic bags into one bag and tie closed.



## Recycling Depots

Recycling Depots\* are conveniently located around the City. Please visit [edmonton.ca/recycling](http://edmonton.ca/recycling) or call 311 to find one near you.

\*Some sorting is required.



# Where to drop off other types of waste

## Eco Station safety tips

### → Label unknown household hazardous waste

If you don't know what's inside a container, label it "unknown."

### → Don't mix stuff together

Keep materials in their original containers. Mixing them can cause dangerous chemical reactions.

### → Don't pour oil or chemicals into drains or storm sewers

They can ruin pipes, costing time and money.

### → Put needles and syringes in a puncture proof container

Eco Stations are convenient drop-off facilities where you can bring household hazardous waste and other waste that should not be set out for collection. Items include:

- Household hazardous waste
- Electronics and appliances
- Big bulky items
- Needles and Syringes



**Free paint!** Usable paint is offered free of charge. Limit 4 cans per visit. Quality not guaranteed.

## Eco Stations

### SUMMER HOURS


Monday to Saturday: 9 a.m. – 6:30 p.m.  
Sunday, holidays: CLOSED

### WINTER HOURS

Tuesday to Saturday: 9 a.m. – 4:30 p.m.  
Sunday, Monday, holidays: CLOSED

#### Strathcona

5150–99 Street  
(enter from 99 Street)



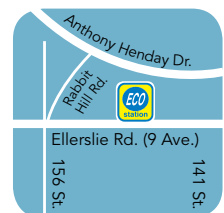
#### Coronation

11440–143 Street



#### Ambleside

14710 Ellerslie Road



## Rates



### FREE

**Household hazardous waste**  
(paint, motor oil, batteries, etc...)  
**electronics, computers, TV's,**  
**appliances, tires, recyclables**

### \$8

**Small items** (chairs, end tables, etc.)

### \$12

**Large items** (sofas, mattresses, etc.)

### \$28, \$38, \$48

**Loose waste or mixed load**  
Charge depends on size of load

## Edmonton Waste Management Centre (EWMC)

Edmonton's residential waste goes to the EWMC for sorting and processing. You can also go there to dispose of waste not suitable for curbside collection.

### HOURS

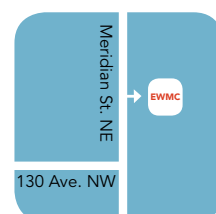
Monday to Friday: 7:30 a.m. – 7 p.m.  
Saturday, Sunday, holidays: 8 a.m. – 5 p.m.  
Christmas day, boxing day, New Years day – CLOSED

### HOUSEHOLD REFUSE RATE

\$58/tonne (most loads are charged the minimum of \$17)

### EWMC

13111 Meridian Street NE (1st Street)



**Free tours! Call 780-496-6879**

# What happens to your waste?

20%  
recycled



40%  
composted



40%  
landfill



Right now, we divert up to 60% of household waste from landfill through recycling and composting.

The organic portion of your household garbage is sorted out and composted.

Edmonton's goal is to divert 90% of all household waste from landfill by 2015.

## Big Bin Events

Big Bin events let you bring household items too large for regular collection at no cost. We hold twelve Big Bin events throughout the City from spring to fall. Visit [edmonton.ca/waste](http://edmonton.ca/waste) for this year's dates and locations.

## Assisted Waste Collection

Our assisted waste collection service helps people who have difficulty getting their waste out to the curb or lane for collection. There is no additional charge for this service. To find out more, please visit [edmonton.ca/assistedwaste](http://edmonton.ca/assistedwaste).



## Learn to compost

Composting is an easy way to reduce your waste in just ten minutes a week. Take a composting workshop, visit the Composting Education Centre at the John Janzen Nature Centre, or go to [edmonton.ca/compost](http://edmonton.ca/compost).



## Can it be reused?

Why throw it out when it can be reused? Check out these easy ways to reuse your items year-round:

### 1 Reuse Directory

Visit our searchable directory at [edmonton.ca/reusedirectory](http://edmonton.ca/reusedirectory) to find organizations that will accept your unwanted items.

### 2 Reuse Centre

Donate a variety of small reusable items or buy them for a small fee. See [edmonton.ca/reuse](http://edmonton.ca/reuse) for more information.

### 3 Reuse Area at Ambleside Eco Station

Items brought to this Eco Station that are in good condition and reusable will be set out in the Reuse Area for a limited time. There is no charge to pick up items.

THE CITY OF  
**Edmonton**

For more information call 311  
or visit [edmonton.ca/waste](http://edmonton.ca/waste).



100% Post-consumer waste

**Waste Management Services**